

# Rostrum

A PUBLICATION OF THE NATIONAL FORENSIC LEAGUE

NATIONAL  
FORENSIC  
LEAGUE  
SPEECH & DEBATE HONOR SOCIETY

VOLUME 87

ISSUE 2

OCTOBER 2012

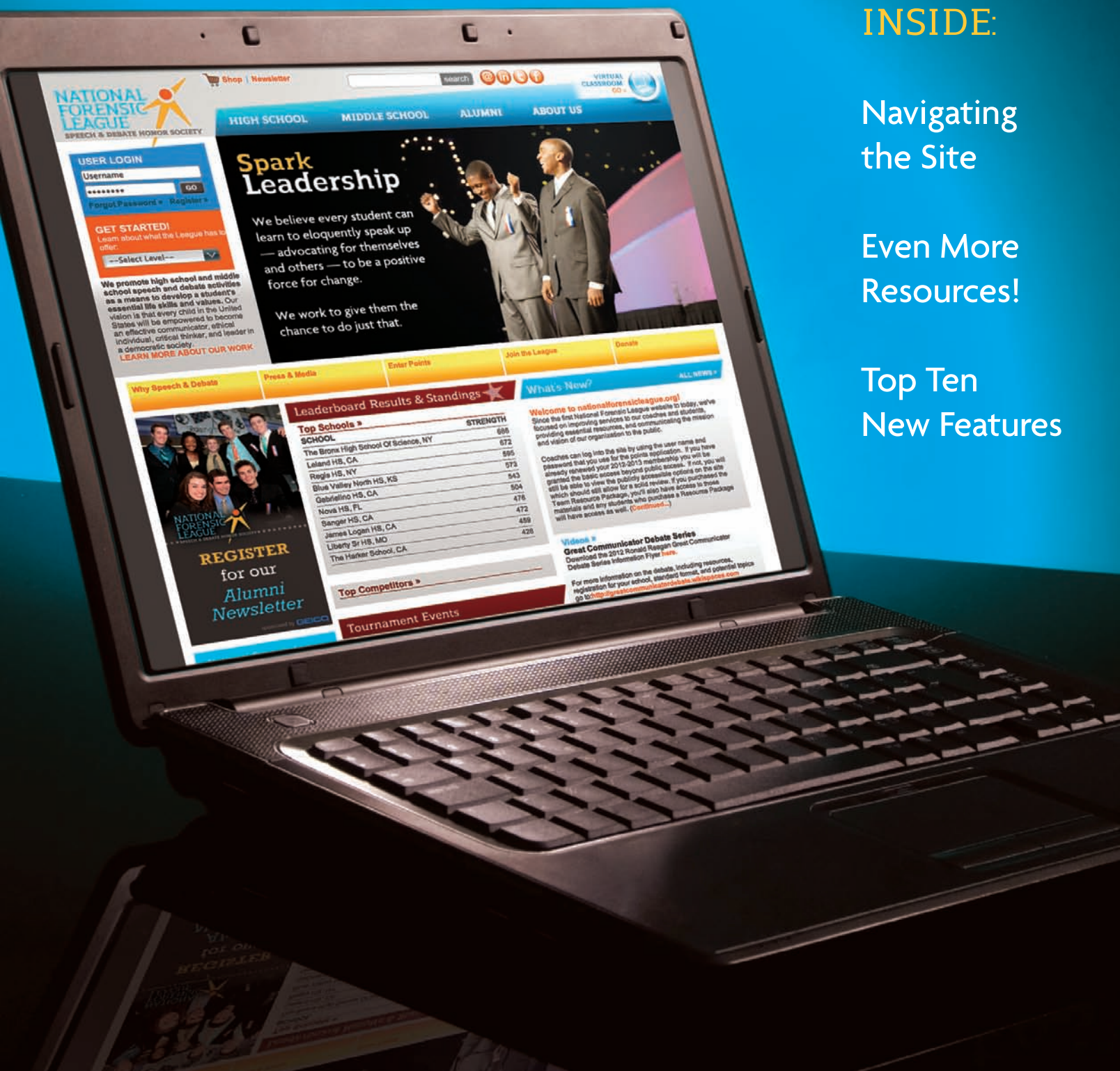
## Introducing Our New Website!

### INSIDE:

Navigating  
the Site

Even More  
Resources!

Top Ten  
New Features





DEBATING WHERE YOU COULD SAVE SOME MONEY? Look no further than your car insurance. The National Forensic League and GEICO have teamed up to offer you great rates on auto insurance, and **League members could be eligible for a special discount.**

GEICO offers low rates, exceptional 24-hour customer service, and high-quality car insurance to more than 10 million policyholders across the United States. In addition to car insurance, GEICO can also help insure your motorcycle, and the GEICO Insurance Agency can help you with homeowners, renters, condo, boat insurance, and more.



Visit **[www.geico.com/stu/NFL](http://www.geico.com/stu/NFL)** or call **1-800-368-2734** to see how much you could save today!

*Be sure to mention your affiliation with the National Forensic League to be eligible for the special savings.*

**GEICO**®

Proud Sponsor of the National Forensic League

# University of Texas National Institute in Forensics



## Join us in Austin, Texas in 2013!

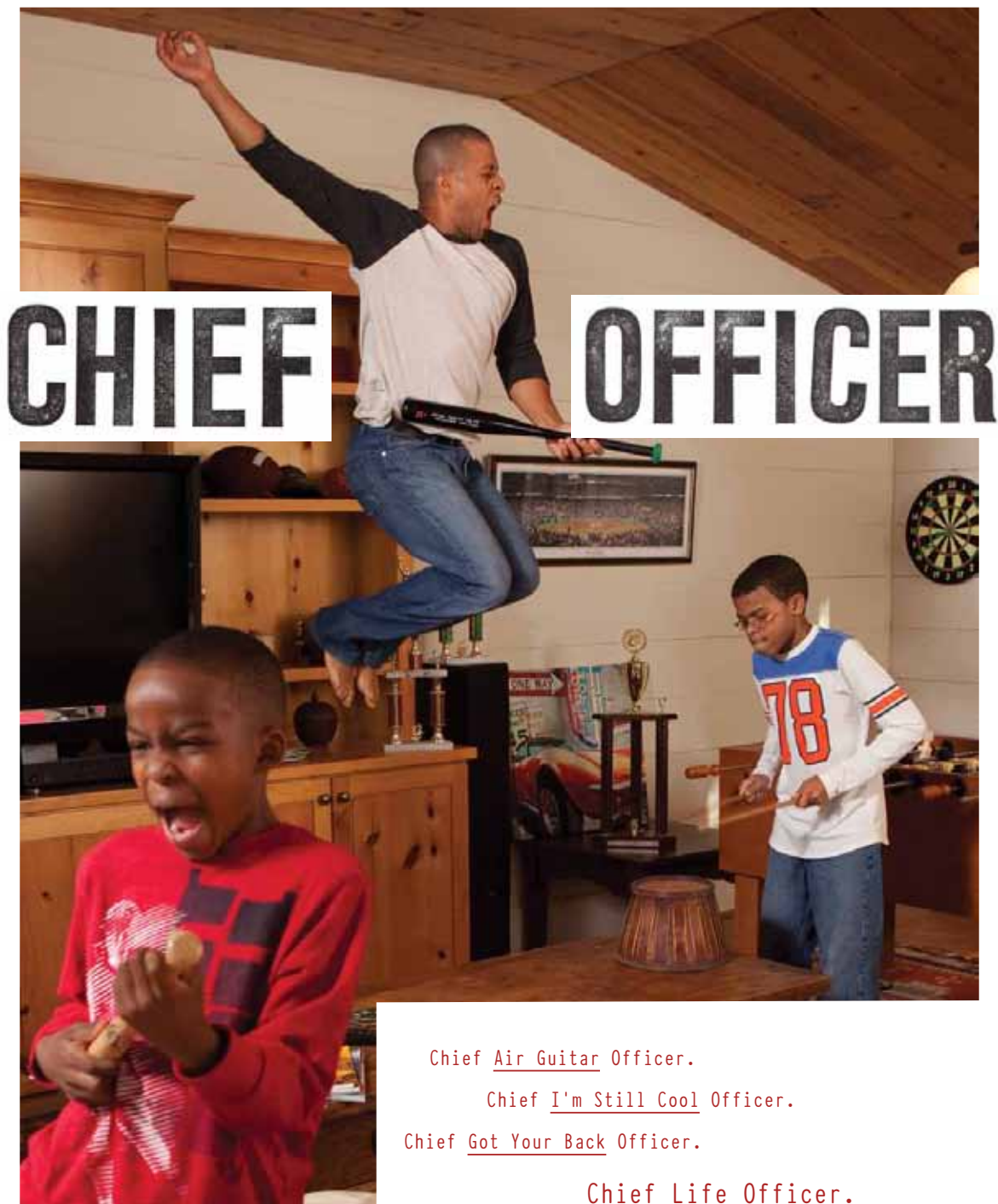
The competitive season is now in full swing and we encourage you to keep the UTNIF in mind. It is never too early to begin thinking about plans for the future and what you will do to prepare yourself for the highest levels of competitive excellence. Choosing the UTNIF's rigorous course of practice and study is a good step in the right direction. Join us next summer and see for yourself why the UTNIF is one of the largest and most successful speech and debate workshops in the country. Our alumni have won League championships and final rounds in the House, the Senate, Public Forum, Policy Debate, U.S. Extemp, Extemp Commentary, Impromptu Speaking, Dramatic Interpretation, Humorous Interpretation, Poetry, and more.



UTNIF  
Dept. of Communication Studies  
1 University Station, A1105  
Austin, TX 78705

[www.utspeech.net](http://www.utspeech.net)  
[www.utdebatecamp.com](http://www.utdebatecamp.com)  
phone: (512) 471-5518  
[jvreed@austin.utexas.edu](mailto:jvreed@austin.utexas.edu)





You're the boss of your life. Your own Chief Life Officer – responsible for what happens today and planning for tomorrow. That's why Lincoln Financial offers products designed to help you protect the ones you love, and secure your future. Ask your financial professional how Lincoln can help you take charge and be your own Chief Life Officer. Take charge at [lincolnfinancial.com/clo](http://lincolnfinancial.com/clo).

Life. Income. Retirement. Group Benefits. Advice.



Lincoln Financial Group is the marketing name for Lincoln National Corporation and insurance company affiliates, including The Lincoln National Life Insurance Company, Fort Wayne, IN, and in New York, Lincoln Life & Annuity Company of New York, Syracuse, NY. Variable products distributed by broker/dealer-affiliate Lincoln Financial Distributors, Inc., Radnor, PA. Securities and investment advisory services offered through other affiliates. © 2011 Lincoln National Corporation. LCN109-2059283



# In this Issue

**Rostrum** : VOLUME 87 : ISSUE 2 : OCTOBER 2012

## From the Cover

- 20** Introducing Our New Website

## Features

- 8** 2013-14 Policy Debate Topic Synopsis
- 14** Strong Federal Investment in Transportation:  
Why We Can't Wait *by Joung Lee*
- 29** Pi Kappa Delta at 100
- 38** Gaining an Understanding of  
Online Interp Source Rules

## Year in Review

- 53** Century Society Report
- 54** Point Leaders
- 58** State All Americans
- 66** Largest Schools
- 67** Largest Number of New Degrees
- 68** Chapter Honor Societies
- 75** Charter Chapter Report
- 84** New Degrees Summary

## Inside

- 4** From the Editor
- 5** 2012-13 Topics
- 32** Academic All Americans
- 42** Diamond Coach  
Recognition
- 49** Donus D. Roberts Quad  
Ruby Coach Recognition
- 50** Coach Profile:  
Jeffrey Miller
- 86** NDCA Coaches' Corner  
*by Aaron Schurevich*



Have you registered for the IPPF yet?

*See page 13 for details!*

# From the Editor

Dear National Forensic League,

This issue of *Rostrum* is filled with several important updates. In September, we debuted our new website, [www.nationalforensicleague.org](http://www.nationalforensicleague.org). Within these pages, we are pleased to give you an in-depth tour of the site's new features—along with the rich variety of additional programs and services now available to our members, alumni, parents, and supporters.

This month, we also celebrate the many accomplishments of our students and coaches from the past school year, including our inaugural list of State All Americans, recognizing the top 1% of point earners in each state. Congratulations on outstanding season! By continuing to enter points and track your progress through our online Honor Society Records, you are sparking legacy. In the coming months, we are committed to finding even more ways to recognize our members and advocate the power of speech and debate.

We look forward to hearing your feedback about our new website and other initiatives so that we may better serve you. To share your thoughts and ideas, please email [info@nationalforensicleague.org](mailto:info@nationalforensicleague.org).

Sincerely,



J. Scott Wunn  
Executive Director

***Powering speech.  
Launching leaders.***

## Rostrum

A PUBLICATION OF THE NATIONAL FORENSIC LEAGUE

125 Watson Street | PO Box 38 | Ripon, WI 54971-0038 | Phone (920) 748-6206 | Fax (920) 748-9478

J. Scott Wunn, *Editor and Publisher*

Vicki Pape, *Assistant Editor*

Emily Hoffman, *Graphic Design Assistant*

(USPS 471-180) (ISSN 1073-5526)

*Rostrum* is published monthly (except June-August) by the National Forensic League, 125 Watson Street, PO Box 38, Ripon, WI 54971-0038. Periodical postage paid at Ripon, WI 54971. POSTMASTER: Send address changes to the above address.

*Rostrum* provides a forum for the forensic community. The opinions expressed by contributors are their own and not necessarily the opinions of the League, its officers, or its members. The National Forensic League does not guarantee advertised products and services unless sold directly by the League.



## Board of Directors

**Don Crabtree, President**  
Park Hill High School  
1909 6th Avenue  
St. Joseph, MO 64505  
(816) 261-2661  
[crab@ponyexpress.net](mailto:crab@ponyexpress.net)

**Kandi King**  
6058 Gaelic  
San Antonio, TX 78240  
(210) 641-6761  
[mamakjking@yahoo.com](mailto:mamakjking@yahoo.com)

**Pam Cady Wycoff**  
Apple Valley High School  
14450 Hayes Road  
Apple Valley, MN 55124-6796  
(952) 431-8200  
[Pam.Wycoff@district196.org](mailto:Pam.Wycoff@district196.org)

**Tommie Lindsey, Jr.**  
James Logan High School  
1800 H Street  
Union City, CA 94587  
(510) 471-2520, Ext. 4408  
[Tommie\\_Lindsey@nhusd.k12.ca.us](mailto:Tommie_Lindsey@nhusd.k12.ca.us)

**Pamela K. McComas**  
Topeka High School  
800 W. 10th  
Topeka, KS 66612-1687  
(785) 295-3226  
[pmccomas@topeka.k12.ks.us](mailto:pmccomas@topeka.k12.ks.us)

**Timothy E. Sheaff**  
Dowling Catholic High School  
1400 Buffalo Road  
West Des Moines, IA 50265  
(515) 222-1035  
[tsheaff@dowlingcatholic.org](mailto:tsheaff@dowlingcatholic.org)

**Bro. Kevin Dalmasse, FSC, Admin Rep**  
Pittsburgh Central Catholic High School  
4720 Fifth Avenue  
Pittsburgh, PA 15213-2952  
(215) 514-2859  
[dalmasse@gmail.com](mailto:dalmasse@gmail.com)

**David Huston**  
Colleyville Heritage High School  
5401 Heritage Avenue  
Colleyville, TX 76034  
(817) 305-4700, Ext. 214  
[david.huston@gcisd.net](mailto:david.huston@gcisd.net)

**Steven Schappagh**  
University School  
Epstein Center for the Arts  
3375 SW 75th Ave  
Ft. Lauderdale, FL 33314-0000  
(954) 262-4409  
[schappagh@nova.edu](mailto:schappagh@nova.edu)

**James W. "Jay" Rye, III, Alternate**  
The Montgomery Academy  
3240 Vaughn Road  
Montgomery, AL 36106  
(334) 272-8210  
[rye.j@montgomeryacademy.org](mailto:rye.j@montgomeryacademy.org)

# 2012-2013 Topics

## OCTOBER 2012

### Public Forum Debate

Resolved: Developed countries have a moral obligation to mitigate the effects of climate change.

## SEPTEMBER / OCTOBER 2012

### Lincoln-Douglas Debate

Resolved: The United States ought to extend to non-citizens accused of terrorism the same constitutional due process protections it grants to citizens.

## 2012-13

### Policy Debate

Resolved: The United States federal government should substantially increase its transportation infrastructure investment in the United States.

## 2012-13 PARTNER CONTEST

### International Public Policy Forum

Resolved: Adaptation should be the most urgent response to climate change.

## Topic Release Information

### Lincoln-Douglas Topic Release Dates

August 15	September-October Topic
October 1	November-December Topic
December 1	January-February Topic
February 1	March-April Topic
May 1	National Tournament Topic

### Public Forum Topic Release Dates

August 15	September Topic
September 1	October Topic
October 1	November Topic
November 1	December Topic
December 1	January Topic
January 1	February Topic
February 1	March Topic
March 1	April Topic
May 1	National Tournament Topic

### 2013-14 Policy Debate Topic Voting

- Topic synopsis printed in the October *Rostrum*
- Final vote to occur online in December
- Topic for 2013-14 released in the February *Rostrum*

Other topics are available by visiting us online at [www.nationalforensicleague.org](http://www.nationalforensicleague.org).

## Vote Online for 2013-14 Policy Debate Resolutions

Chapter advisors may vote online for the 2013-14 Policy Debate topic areas until 4 p.m. CDT on October 19, 2012. To vote, rank your preferences for the topic areas 1 (*best*) through 5. The two areas receiving the lowest totals will be placed on the second ballot to select the 2013-14 debate topic. Only chapter advisors are permitted to vote. You will be required to log in to vote. To log in, visit [www.nationalforensicleague.org](http://www.nationalforensicleague.org) » Enter Points, then select Policy Topic Selection from the left side menu.

Questions? Email us at [info@nationalforensicleague.org](mailto:info@nationalforensicleague.org).





**Schedule  
an  
audition!**

Western Kentucky University



Austin Groves,  
class of 2015 and  
Lindsey White,  
class of 2014.

## THIS IS WKU FORENSICS

To the University, Forensics is an opportunity to demonstrate academic excellence, to excel in competition of the intellect, and to extend the academic atmosphere. To the student, Forensics is an opportunity to cultivate life-long friendships, travel the country, and do what you love.

PASSION • HUMILITY • UNITY • SERVICE • GRATITUDE

### SAVE THE DATE!

The WKU SUMMER FORENSIC INSTITUTE will be held July 7-13, 2013!

---

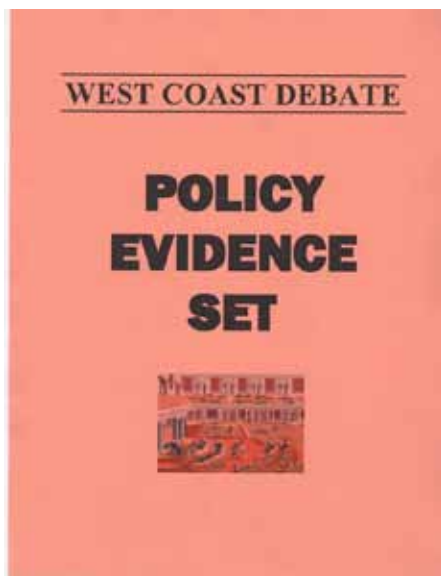
# West Coast Publishing

---


## THE ULTIMATE PACKAGE

includes all 4 sets listed below

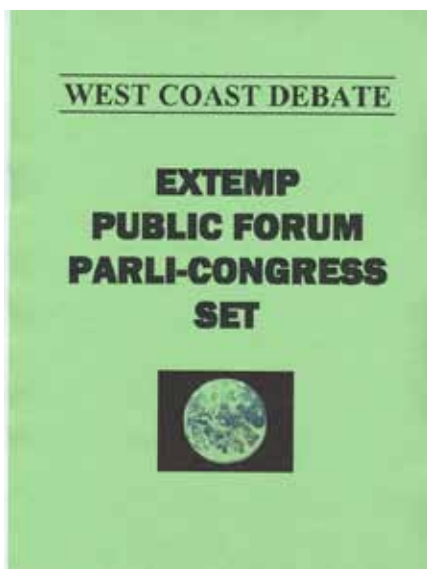
All West Coast products are electronic to lower your costs and to make them accessible at all times to you.




Great Affs, Huge Neg, Hundreds of Pages of Updates each month



50 to 60 pages on each NFL & UIL Topic, Philosophers



Extemp Articles, PubForum Pro & Con, Parli Congress Outlines



Textbooks, Teacher Materials, Dictionary, Online Videos



**Go to [www.wcdebate.com](http://www.wcdebate.com)**

**More Info, Previews, Online & Printable Order Form at the Website**

# Policy Debate: Synopsis of the Problem Areas for 2013-14

## I

### PROBLEM AREA I: EXPORT CONTROLS

*Resolved: The United States federal government should substantially strengthen its export controls on military and/or dual-use technology toward one or more of the following: China, India, Israel, Russia, Taiwan.*

► In an era where both domestic and international technology transfers are becoming necessary for a variety of reasons, many continue to inquire if current export controls are adequate to protect U.S. technology from misuse. The U.S. faces many challenges in export control policy including threats from nations that illegally acquire technology. A fair division of ground exists in the literature base between those who want to prioritize security concerns and protect technology and those who want to reduce export controls to stimulate growth in the

technology sector. Furthermore, the topic offers debaters the opportunity to investigate a unique foreign policy tool which has been debated only in small areas of past topics. Affirmatives would have opportunities to investigate the role U.S. technology plays in international terrorism, proliferation, security, and human rights issues. For example they could strengthen controls on computers and microprocessors to China or Taiwan to prevent missile proliferation. Another affirmative case area could reverse the U.S.-India Civil Nuclear Agreement to prevent the transfer of U.S. nuclear technology to India. Affirmatives could also stop all current or future arms sales to Israel. Negatives would have the ability to highlight the impacts of export controls on trade, international relations, immigration, and domestic technological competitiveness. For example, negative teams would have ample ground to read relations disadvantages to each of the countries listed in the topic, or negatives could read a business confidence disadvantage. Negatives would have access to counterplans on alternate export control mechanisms like sanctions or quid-pro-quo mechanisms. Solvency debates will also be diverse on both the type of technologies and the types of controls.

## II

### PROBLEM AREA II: INDIA

*Resolved: The United States federal government should substantially increase its diplomatic engagement toward India in one or more of the following: nuclear non-proliferation, trade, terrorism.*

► The region of South Asia has become one of primary focus for American lawmakers. Anchoring the region is India, a nation with a complex history of relations with the United States. There is no doubt of the strategic importance of India in the global order. India ranks second highest in global population with just over 1.1 billion people and is expected to overtake China for having the world's largest population by the year 2050. Combined with having one of the largest economies in the world and a place among the nuclear powers, India has staked its claim as a rising global power. In November 2010, President Obama stated, "India is not simply



## Cast Your Vote Online!

Chapter advisors may vote online for the 2012-13 Policy Debate topic areas until 4 p.m. CDT on October 19, 2012. To vote, rank your preferences for the topic areas 1 (*best*) through 5. The two areas receiving the lowest totals will be placed on the second ballot to select the 2013-14 debate topic. Only chapter advisors are permitted to vote. You will be required to log in to vote. To log in, visit [www.nationalforensicleague.org](http://www.nationalforensicleague.org) » **Enter Points**, then select **Policy Topic Selection** from the left side menu.

Why Speech & Debate	Press & Media	Enter Points	Join the League	Donate
---------------------	---------------	--------------	-----------------	--------

emerging. India has emerged.” Despite its importance on the global stage, India has eluded the national high school debate community as a primary topic of discussion. This resolution focuses high school debaters on three important areas that emphasize foreign policy interactions between the United States and India: nuclear non-proliferation, terrorism, and trade. The India topic provides a rich and extensive literature base. Affirmatives will have an ample set of plan mechanisms to choose from including persuading India to join international nonproliferation regimes, negotiating a bilateral investment treaty, and further negotiations on the development of joint U.S.-India counterterrorism efforts in the region. Negative teams will also find their ground to be extensive. Aside from traditional disadvantage ground, such as politics and spending disadvantages, a negative will find plenty of ground in China’s reaction to the affirmative plan. Furthering United States engagement with India will certainly implicate U.S.-Sino relations. Negatives can also engage in counterplan debates that are more coercive approaches to pressure India than through diplomatic engagement. Solvency debates will be extensive and diverse as negative teams will be able to generate in-depth arguments on the type of engagement the affirmative advocates.



### PROBLEM AREA III: LATIN AMERICA

*Resolved: The United States federal government should substantially increase its economic engagement toward Cuba, Mexico, or Venezuela.*

► Emerging from a 19th century dominated by European colonialism and a late 20th-century existence as a proxy battlefield for the Cold War, Latin America is arriving on the world scene in ways that are likely to reshape the international political landscape. This resolution focuses on the nations of Cuba, Mexico, and Venezuela, each having its own unique dynamic which provides fertile ground for a year of debating. Cuba features a long-standing leftist government that will undergo a transition in the not too distant future, while Venezuela’s Hugo Chavez is fighting to hold onto power in his country. Mexico has a long-standing relationship with the United States but has seen a

power shift back to the Institutional Revolutionary Party, which had run the country as effectively a single-party state for seven decades. Because of the prevalence of Mexico in the news and Cuba in the study of American history, novice debaters should be able to make their entry into the topic relatively easily, while issues related to indigenous peoples and deeper discussions of capitalism will provide fertile educational ground for advanced and kritik-oriented debaters. Affirmative cases may examine the role of embargoes and sanctions, remittances from immigrants, foreign assistance, and issues regarding the drug economies. Negative arguments may address the efficacy of foreign assistance, non-economically oriented solutions to issues raised by the affirmative, kritiks of capitalism, the state and the United States specifically, and the effects of these policies on United States hegemony.



# IV

## PROBLEM AREA IV: RUSSIA

*Resolved: The United States federal government should substantially increase its engagement toward the Russian Federation in one or more of the following: nuclear arms reduction, missile defense cooperation, trade barrier reduction.*

► The United States' relationship with Russia is of strategic importance, both in terms of national security and economic stability. Despite this significance, Stephen Cohen, professor of Russian studies at NYU, writes: "And yet, in the United States, there is virtually no critical discussion, certainly no debate, about American policy toward Russia." Russia has remained on the periphery of debates in recent years, but a more in-depth evaluation focused on the three core issues facing the two superpowers would be timely and educational: nuclear arms reduction, missile defense cooperation, and trade barrier reduction. In a post-Cold War world, military concerns are still of vital importance but encompass more than the security of the world's two largest nuclear arsenals. Additionally, increasing economic interdependence coupled with Russia's accession to the World Trade Organization make trade relations between the two

nations equally important. History proves that engagement is achievable but is not without its challenges. Affirmative positions may include: reduction(s) in tactical nuclear weapons, greater reduction(s) in strategic nuclear arms, reduction(s) in ICBMs, confidence-building measures to de-militarize the expansion of NATO along Russia's borders, commitment not to build or direct military installations near Russian borders or strategic forces, trade agreement focused on energy and non-energy sectors, bilateral investment treaty. Negative positions may focus on: weakened deterrence and military readiness, perception of appeasement, effect on Putin's and Obama's credibility, NATO cohesion, democracy promotion, pressure on human rights abuses, critical analyses of international relations.

# V

## PROBLEM AREA V: SOUTHEAST ASIA

*Resolved: The United States federal government should substantially increase its military presence and/or economic engagement in Southeast Asia.*

► President Obama's "Asian Pivot" put the U.S. back in Southeast Asia, a region that China views as its sphere of influence. Professor Donald Weatherbee, an expert on the region, identifies this area as a

zero-sum game for influence between those two powers. Southeast Asia is "the third engine" for Asian growth, already surpassing Europe as the U.S.'s trading partner, and has multiple nations with projected economic growth greater than that of India or China. However, the region is rife with sweatshops, sex trafficking, piracy, terrorism, pollution, energy shortages, and political corruption. The Congressional Research Service identifies U.S. interests in the region as promoting stability, ensuring freedom of sea lanes, enhancing trade and investment, supporting treaty allies, and promoting democracy/human rights in the region. Recent events such as standoffs in the Spratley Islands and the South China Sea have left U.S. allies wondering if the U.S. has abandoned them to be absorbed into China's growing hegemonic sphere. Affirmative military positions could increase the presence of troops, bases, or technology in the region to combat piracy, project power, or train local forces for challenges such as terrorism. Affirmative plans promoting economic engagement could advocate increasing development aid or expanding opportunities for trade and economic growth. China is a key position for negative teams because it views U.S. involvement as an expansion of the containment doctrine; even increased economic engagement would jeopardize the region's trade with China. In the past, U.S. engagement has emboldened local nations in their dealings with China, creating incidents that have heightened the chance for war. Development disadvantages, international relations arguments, the interaction between economic growth and environmental decay, local corruption/misuse of aid and actor arguments, all serve to make the topic extremely balanced for debate. 

*For online voting instructions, see page 9.*





## THE RONALD REAGAN GREAT COMMUNICATOR DEBATE SERIES



IN 2012, CANDIDATES OF OUR MAJOR POLITICAL PARTIES  
WILL VIGOROUSLY DEBATE THE FUTURE OF OUR COUNTRY.

**THEY WON'T BE THE ONLY ONES.**

THIS YEAR, HIGH SCHOOL STUDENTS FROM ACROSS THE  
COUNTRY WILL PARTICIPATE IN THE  
**2012 RONALD REAGAN  
GREAT COMMUNICATOR DEBATE SERIES.**

THOUSANDS WILL COMPETE. ONLY ONE WILL BE NAMED:  
**THE NEXT GREAT COMMUNICATOR**

### HIGHLIGHTS INCLUDE:

- **THOUSANDS OF DOLLARS IN SCHOLARSHIP MONEY.**
- **SPRING - FALL 2012:** SCHOOL COMPETITIONS ARE HELD.
- **SEPTEMBER - OCTOBER 2012:** SCHOOL CHAMPIONS COMPETE IN REGIONAL FINALS.
- **OCTOBER 27, 2012:** REGIONAL CHAMPIONS COMPETE TO BE NAMED "THE NEXT GREAT COMMUNICATOR" ONSITE AT THE RONALD REAGAN PRESIDENTIAL LIBRARY.

FOR MORE INFORMATION, OR TO REGISTER YOUR SCHOOL FOR THE COMPETITION:

<http://www.reaganfoundation.org/debates.aspx>



**NATIONAL  
FORENSIC  
LEAGUE**

Speech and Debate Honor Society



**WALTER & LEONORE ANNENBERG  
PRESIDENTIAL LEARNING CENTER**

★ ★ ★ ★







# Looking for college scholarships?

## Look no further.

### ***American Legion Oratorical Contest***

As part of the National Forensic League and American Legion partnership, the top three finishers from the Legion's National Oratorical Contest may earn a berth in Original Oratory or U.S. Extemporaneous Speaking at the National Forensic League National Tournament. The first place finisher is awarded an \$18,000 scholarship, second place \$16,000, and third place \$14,000. The scholarships may be used at any college or university in the United States.



---

➤ **Want to get involved?** Follow these simple steps!

---

- Visit [www.legion.org/oratorical](http://www.legion.org/oratorical) to learn more.
- Click “Request Information” or contact your state's American Legion Department to learn when the first contest will be.
- Also click on “Assigned Topics” to learn the extemporaneous topic areas.
- Prepare your original oration on some aspect of the Constitution with emphasis on the duties and obligations of a citizen to our government.



*Rebecca Frazer, 2012 National Champion*

# RESOLVED: ADAPTATION SHOULD BE THE MOST URGENT RESPONSE TO CLIMATE CHANGE.



The Bickel & Brewer Foundation and New York University proudly announce the 12th Annual International Public Policy Forum (IPPF) – the only contest that gives high school students across the globe the opportunity to engage in written and oral debates on issues of public policy!

This international contest is open to all schools – public and private – for free. It welcomes students from around the world and across the spectrum of debate and forensic events. High school teams compete for more than \$50,000 in awards and scholarships. In addition, the top eight schools win all-expense-paid trips to the IPPF Finals in New York City!

## HERE'S HOW TO PARTICIPATE:

1. Work with your debate coach, English or Social Studies teacher to form a team, then go to [www.bickelbrewer.com/ippf](http://www.bickelbrewer.com/ippf) and register by October 17, 2012. Teams are typically comprised of three to eight students. If your school has a large debate team or multiple student groups that are interested, you may want to register more than one team.
2. After you register, prepare a qualifying round essay on the 2012-2013 IPPF topic:

**"Resolved: Adaptation should be the most urgent response to climate change."**

The IPPF topic offers students the opportunity to debate what is perhaps the most important issue of the new century. In the coming years, global policy concerning climate change will affect everyone, everywhere.

The IPPF topic tasks participants to debate the priority of action – whether adaptation should be a higher priority than other possible responses, including attempts to prevent climate change. The IPPF Topic Selection Committee decided that the core of the climate change debate concerns the prioritization of the global response.



Teams should focus their research and writing on which course of action should be the "most urgent" response to climate change. Affirmative support for the resolution requires a defense of adaptation as the more urgent response, while negating the resolution will require challenging adaptation as the most urgent course of action.

3. Essays are limited to 2,800 words and may be written from an affirmative or negative perspective. Visit [www.bickelbrewer.com/ippf](http://www.bickelbrewer.com/ippf) to view sample essays and learn how to format your essay. Essays must be submitted by noon CST on October 30, 2012, to [ippf@bickelbrewer.com](mailto:ippf@bickelbrewer.com).
4. Qualifying round essays will be evaluated by judges, and the top 32 teams will be announced November 14, 2012. These 32 teams all earn cash prizes and advance to the elimination rounds, where they continue their participation in a written debate tournament.

Individual matches begin immediately, with one school affirming the resolution and the other negating it. The essays are again reviewed by judges, and winning teams advance to the next round. This process continues until the final eight teams emerge!

5. **PACK YOUR BAGS!** The final eight teams earn all-expense-paid trips to the April 12-14, 2013, IPPF Finals in New York City. In New York, students will have the opportunity to participate in an oral debate competition before some of the world's foremost experts in debate, business, law, and politics. Previous judges have included NYU President John Sexton, NASA Astronaut Mike Massimino, Ret. General Wesley Clark, and Bickel & Brewer Partner William A. Brewer III.

The winning team takes home a **\$10,000 grand prize** and the "Bickel & Brewer Cup."



**Register today at: [www.bickelbrewer.com/ippf](http://www.bickelbrewer.com/ippf)**



# Strong Federal Investment in Transportation: Why We Can't Wait

*by Joung Lee*

When was the last time you thought about how the road on which you're traveling was built? Or have you ever thought about how much it would cost to build a mile of a subway line? You probably haven't had to think about these things because you and your family have generally been able to get to wherever you want, whenever you want. To a large extent, this kind of experience has been enabled by consistently robust investments in transportation infrastructure throughout our history. Perhaps, providing a transportation system, on which all people and goods rely, is akin to being a referee at a sports match—as long as the ref doesn't make an erroneous call, he or she will go unnoticed. In other words, like when all the right calls are made in a game, there is little acknowledgement or appreciation—just like when highway bridges withstand cold and hot weather for decades, when years go without a single plane crash, or when trains and trucks deliver millions of online merchandise order on time.

Increasingly, however, this critical element of the daily American life—the historically unparalleled access to mobility—is under threat from our collective inability to make the necessary investments in transportation infrastructure to just maintain existing highway, transit, and freight systems,

let alone improve their conditions and performance. For example, a recent Congressionally-chartered commission (report available on [NFL.transportation.org](http://NFL.transportation.org)) noted that in order to meet increasing demands and to underpin strong economic growth, the United States must invest at least \$225 billion every year for the next 50 years. But right now, we're investing \$90 billion, or about 40 percent of the amount of resources necessary. When it comes to infrastructure investments, the consequence of inaction can seem unnoticeable at first. But like the proverbial frog in a gradually heating pot that slowly meets its end, continued accretion of all the problems attendant with lack of transportation investment—more potholes, more congestion, more unsafe bridges, more broken buses and trains—is a sure recipe for declines in economic strength and quality of life in the U.S.

In recent years, the federal investment in highway and transit has declined, amounting to less than 1.5 percent of the gross domestic product. (While China's economy is less mature and therefore provides an imperfect measuring stick, its infrastructure spending in 2006 was a staggering nine percent of its GDP.) In fact, the U.S. now ranks 24th on key global indicators for infrastructure quality among 142 countries around the world, according to the World Economic Forum's



Global Competitiveness Report for FY 2011-12. This is a significant fall from the number eight spot six years prior.

So what can be done to address this infrastructure shortfall? This is where the federal government's leadership comes in. As exemplified by the construction of the Interstate Highway System in the 20th century, there is no other actor in either the public or private sector that can marshal the significant amount of resources necessary throughout the entire country to facilitate interstate commerce and movement of people like Uncle Sam. For example, from 1950 to 1989, U.S. industries realized production cost savings averaging 18 cents annually for each dollar invested in the road system according to the Federal Highway Administration. Such gains in efficiency provided every year by highway transportation coincided with significant gains seen throughout the American economy during those years.

In terms of paying for federal investments in transportation, we have historically relied on the gas tax, which

currently amounts to 18.4 cents per gallon. Unlike a sales tax which fluctuates with the price of a good, the gas tax has remained flat since 1993. As a result, it has lost 37 percent of its purchasing power by 2012 due to inflation, while the cost of building and maintaining transportation infrastructure has risen. One obvious solution is to raise this gas tax by 11 cents to bring its purchasing power back to what it used to be 19 years ago. This action can raise about \$15 billion in additional revenues every year to help shore up our chronic underinvestment in infrastructure, while costing only about \$5 in additional expense per vehicle each month. However, gas tax increase tends to face immense political opposition at both the federal and state levels, and it cannot be seen as a long-term funding source given that vehicles are relying less and less on gasoline consumption, while placing the same amount of wear-and-tear on our roadways.

Another option that is starting to receive more attention is a fee based on distance traveled, or a Vehicle Miles

Traveled (VMT) fee. In addition to providing sustainable funding in the long run, a VMT fee can address a number of desirable transportation policy goals, such as reducing traffic congestion or harmful pollutant emissions, by varying the per-mile charge based on relevant vehicle characteristics (e.g., size, weight, emissions class) or the time and location of travel. This would create financial incentives to, for example, purchase less polluting cars or avoid peak hour travel when possible. The biggest challenge facing the VMT fee is the lack of political support for a major transition that would be necessary to collect this fee from every vehicle (compared to the gas tax which is already embedded into the fuel price at the pump), and to address the public perception that individual privacy would be comprised under this approach.

While there are benefits and drawbacks to each method of generating transportation revenue, there is no shortage of technically feasible options, as seen in the table on the next page.



# Surface Transportation Funding Options Matrix

(all revenue estimates in \$ millions)

Funding Mechanisms	Mechanism Yield (2011)	Illustrative Rate	Revenues 2011	Average Revenues 2011–2016	Total Revenues 2011–2016
Annual Drivers License Surcharge	\$1.00 Surcharge = \$ 222	\$5.00	\$ 1,110	\$ 1,165	\$ 6,993
Annual Highway Miles Traveled Fee (All Light Duty Vehicles)*	1¢/VMT = \$ 6,538	2.0¢	\$ 13,075	\$ 13,474	\$ 80,843
Annual Highway Miles Traveled Fee (All Trucks)*	1¢/VMT = \$ 977	3.0¢	\$ 2,931	\$ 3,020	\$ 18,120
Annual Registration Fee (Light Duty Vehicles)	\$1.00 Fee = \$ 261	\$10.00	\$ 2,613	\$ 2,741	\$ 16,448
Annual Registration Fee (Trucks)	\$1.00 Fee = \$ 4.4	\$15.00	\$ 66	\$ 66	\$ 399
Container Tax	\$1 per TEU = \$ 605	\$15.00	\$ 9,076	\$ 10,658	\$ 63,946
Dedicated Income Tax—Personal	1% of current taxes = \$ 1,130	1.0%	\$ 11,301	\$ 11,881	\$ 71,285
Dedicated Income Tax—Business	1% of current taxes = \$ 383	1.0%	\$ 3,832	\$ 4,029	\$ 24,172
Diesel Tax Increase	1¢/gal = \$ 386	15.0¢	\$ 5,794	\$ 6,052	\$ 36,309
Gas Tax Increase	1¢/gal = \$ 1,379	10.0¢	\$ 13,795	\$ 14,030	\$ 84,183
Harbor Maintenance Tax	0.1% Tax = \$ 1,236	0.5%	\$ 6,181	\$ 6,581	\$ 39,485
HVUT Increase	10% Increase = \$ 97	15.0%	\$ 146	\$ 169	\$ 1,017
Imported Oil Tax	\$1.00/Bbls = \$ 4,217	\$1.00	\$ 4,217	\$ 4,356	\$ 26,138
Sales Tax on Auto-related Parts & Services	1.0% of Sales = \$ 2,567	1.0%	\$ 2,567	\$ 2,823	\$ 16,938
Sales Tax on Gas	1.0% of Sales = \$ 2,987	8.4%	\$ 25,091	\$ 30,945	\$ 185,671
Sales Tax on Diesel	1.0% of Sales = \$ 868	10.6%	\$ 9,198	\$ 11,484	\$ 68,903
Sales Tax on New Light Duty Vehicles	1.0% of Sales = \$ 2,337	1.0%	\$ 2,337	\$ 2,571	\$ 15,427
Sales Tax on New and Used Light Duty Vehicles	1.0% of Sales = \$ 3,515	1.0%	\$ 3,515	\$ 3,837	\$ 23,021
Share of US Customs Revenues	1% of Receipts = \$ 333	1.0%	\$ 333	\$ 381	\$ 2,288
Tire Tax on Light Duty Vehicles	\$1.00 Fee = \$ 1,960	\$3.00	\$ 5,880	\$ 6,168	\$ 37,009
Ton Freight Charge—All Modes	1¢/ton = \$ 164	25.0¢	\$ 4,111	\$ 4,432	\$ 26,592
Ton Freight Charge—Truck Only	1¢/ton = \$ 113	25.0¢	\$ 2,835	\$ 3,057	\$ 18,340
Ton-Mile Freight Charge—All Modes	1¢/ton-mile = \$ 43,497	0.5¢	\$ 21,748	\$ 23,446	\$ 140,678
Ton-Mile Freight Charge—Truck Only	1¢/ton-mile = \$ 12,731	0.5¢	\$ 6,365	\$ 6,862	\$ 41,174
Truck/Trailer Sales Tax Increase	1% of Sales = \$ 219	5.0%	\$ 1,095	\$ 1,529	\$ 9,174
Truck Tire Tax Increase	10% Increase = \$ 33	10.0%	\$ 33	\$ 48	\$ 286
US Freight Bill—All Modes	1% of Sales = \$ 7,612	1.0%	\$ 7,612	\$ 8,206	\$ 49,236
US Freight Bill—Truck Only	1% of Sales = \$ 6,608	1.0%	\$ 6,608	\$ 7,124	\$ 42,745
<b>Total Revenues</b>			<b>\$ 173,465</b>	<b>\$ 191,137</b>	<b>\$1,146,819</b>

\*VMT fee estimates refer to miles traveled on Interstate System.

In addition to long-term economic productivity and quality-of-life benefits that a robust federal transportation investment would engender nationwide, the current economic malaise provides a unique opportunity to get even more bang for the buck in two ways. First, the construction industry was one of the hardest hit sectors in the great recession, with the unemployment rate sitting at 16.4 percent in 2011, almost double the national average of 8.9 percent. As such, a major transportation investment initiative would significantly aid in recovery of a critical industry. Second, the cost of borrowing by government currently remains at historically low

rates. Rather than paying more later for the same amount of labor and equipment needed to construct and repair roads, rails, and runways, taking advantage of the low interest rate now would enable governments to provide benefits of infrastructure investment at a substantially lower cost to the taxpayer in the long-term.

Throughout history, America has always possessed both the necessary vision and willpower to make transformative changes for the betterment of its citizens. While the development of the Interstate System has been one of our crowning achievements, the future success of the

nation is dependent not only on keeping this and other valuable transportation assets in peak condition, but also adding significant new system capacity enabled by the federal government. If we can realize this goal, it would once again assure world-class mobility for all Americans for decades to come.

**Joung Lee** serves as Associate Director for Finance and Business Development at the American Association of State Highway and Transportation Officials (AASHTO), where he focuses on surface transportation finance, policy, and legislative matters.



Proud Sponsor of



*We are pleased to partner with the National Forensic League  
in providing resources and support on this year's Policy Debate topic:*

*"The United States federal government should substantially increase  
its transportation infrastructure investment in the United States"*

Visit our information resource page at **NFL.transportation.org** for:

- Transportation Finance Information
- News Reports
- Congressional Testimony and Reports
- Freight and Commerce
- Information on the Highway Trust Fund
- Infrastructure Report Cards
- State DOT information
- Climate Change and the Environment

*...and more!*



# The Villiger Tournament

The Saint Joseph's University Villiger Speech and Debate Team invites you to its 33rd Annual High School Speech and Debate Tournament. We offer all NCFL events including: Declamation, Dramatic Performance, Duo Interpretation, Extemporaneous Speaking, Oral Interpretation, Original Oratory, Cross Examination Debate, Lincoln Douglas Debate, Public Forum Debate, and Congressional Debate.



When: November 17 & 18, 2012

Where: Saint Joseph's University  
Philadelphia, Pennsylvania

Competitors at the 2011 Villiger Tournament reached deep outrounds all over the country including finals at the NCFL Grand National Tournament and the NFL National Tournament.

Villiger offers TOC bids in Extemporaneous Speaking, Quarterfinals of Public Forum, and Finals of Congressional Debate.

If you have any questions, please contact the 2012 tournament directors:

Margaret Durkin: (215) 805-1976

Laur Fiatoa: (215) 715-9381

Gabrielle Richards: (570) 592-5712

Team Office: (610) 660-1080

Email: [villigerdebate@yahoo.com](mailto:villigerdebate@yahoo.com)

Also, if you are interested in College Forensics, Saint Joseph's offers a variety of scholarship packages for forensics. Please do not hesitate to contact Moderator Robb DelCasale at [RDelCasaleSJU4n6@aol.com](mailto:RDelCasaleSJU4n6@aol.com)



The Villiger Team hopes  
to see you in November!

## **Debaters,**

**The National Center for Policy Analysis and Debate Central are proud to announce our 2012 Young Patriots Essay Contest topic:**

**“What is the proper role of the government in insuring people against major social risks?”**

**Use your critical thinking and argument skills to earn up to \$5,000 in scholarship prizes and a chance for publication!**

**For more information and submission guidelines, visit:  
[www.debate-central.ncpa.org/yp2012](http://www.debate-central.ncpa.org/yp2012)**



## **Leaders Academy Seeks Teacher in Seoul, South Korea**

### **Job Responsibilities**

- 1) Teach students forensics, social studies, and English. Design and manage curriculum for assigned courses. Emphasis is on debate.
- 2) Provide differentiated instruction to a variety of abilities and counsel students to find appropriate competitions.
- 3) Provide in-depth feedback and guidance to both students and parents about the progress of each student.
- 4) Will coach students at tournaments, possibly including international tournaments.

### **Qualifications (must haves)**

- 1) Bachelor's degree
- 2) Forensics experience & expertise
- 3) Passion for teaching & coaching

### **Preferences (but not necessary)**

- 1) Teaching certificate
- 2) Mock Trial or Moot Court experience
- 3) Civics or Economics expertise



### **Contract**

- 1) Year-long contract starts ASAP
- 2) Salary based on qualifications; overtime available
- 3) Includes flights and housing stipend

### **Leaders Academy**

Jaesok Building floors 3 & 4,  
908-1 Daechi, Gangnam, Seoul, Korea  
Phone: 82-2-562-9799

Applicants should send CV and cover letter to [hatridge@gmail.com](mailto:hatridge@gmail.com). Include “NFL Recruitment” in the subject heading.

### **About Leaders Academy**

- Leaders Academy is one of the oldest and most respected debate academies in Korea.
- For the 2012 NFL-Korea Cup competition, winners of high school Public Forum and Extemporaneous Speaking as well as middle school Public Forum Debate and Extemporaneous Speaking were all coached at Leaders Academy.

# Cover Story

## Introducing Our New Website

Learning how to find your way around a new website always takes time. This is especially true when it's a new version of a site you've been using for a while, and that site is starting to offer information and resources that have never been available before. That's what we've done with the new [www.nationalforensicleague.org](http://www.nationalforensicleague.org): for the first time, we're making available to our members Team and Individual Resource Packages that include a wealth of materials, from debate evidence to Extemp topic analysis, to a searchable script database and final round videos from our most recent National Tournament.

But let's start with a tour of the site itself. On the home page, the first thing you'll notice is the navigation bar at the top. That's the best way to explore the site. The menu includes four primary options: **High School**, **Middle School**, **Alumni**, and **About Us**.

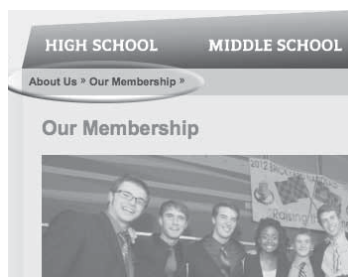
The High School and Middle School menus both include the same four options: **Get Involved**, **Recognition**, **Resources**, and **Community**. Get Involved is where you can go to join the League, find a tournament calendar, and get information about the District and National Tournaments. Recognition is the place to find information about all the different ways in which we recognize

member schools, students, and coaches. Resources holds all the different forms, manuals, written resources, and videos the League has to offer. This includes everything you get with your Team or Individual Resource Package, but we'll get into more detail on that later. Finally, Community is where you can find League publications, as well as contact information for both your district leadership and other speech & debate organizations.

The other main menu that you're likely to use frequently is About Us. That's the place to find information about the League's history, the Board of Directors and our staff, how to advocate for speech and debate, and how to contact the League itself.

Once you click on a primary landing page, you can use the links on the left side of the page to explore further. Those links change as you get deeper into the site, but you can always click on the topmost blue link to return to a higher level in the site's navigation. There's also a dark blue "crumb trail" (figure 1) under the main menu that both shows you where you are on the site and can be used to find your way back to where you started.

Figure 1 – A dark blue crumb trail assists with navigation on our new site.







www.nationalforensicleague.org



**NATIONAL FORENSIC LEAGUE**  
SPEECH & DEBATE HONOR SOCIETY

Shop | Newsletter

search

HIGH SCHOOL MIDDLE SCHOOL ALUMNI ABOUT US

**USER LOGIN**  
Username  
Password  
GO  
Forgot Password Register

**GET STARTED!**  
Learn about what the League has to offer:  
Select Level

We promote high school and middle school speech and debate activities as a means to develop a student's essential life skills and values. Our vision is that every child in the United States will be empowered to become an effective communicator, ethical individual, critical thinker, and leader in a democratic society. LEARN MORE ABOUT OUR WORK

**Spark Insight**  
We address the urgent need to increase our nation's aptitude in evidence-based civil discourse and literary appreciation supported by critical thinking, careful listening, and thorough research.  
Our student and coaching resources provide our membership with the tools needed to realize their greatest potential.

Why Speech & Debate Press & Media Enter Points Join the League Donate

**Leaderboard Results & Standings**

SCHOOL	STRENGTH
The Bronx High School Of Science, NY	686
Leland HS, CA	672
Regis HS, NY	595
Blue Valley North HS, KS	573
Gabriellino HS, CA	543
Nova HS, FL	504
Sanger HS, CA	478
James Logan HS, CA	472
Liberty Sr HS, MO	459
The Harker School, CA	428

**What's New?**  
Welcome to [nationalforensicleague.org](http://nationalforensicleague.org)! Since the first National Forensic League website to be focused on improving services to our coaches and providing essential resources, and communicating our vision of our organization to the public.  
Coaches can log into the site by using the user name and password that you use for the points application. If you already renewed your 2012-2013 membership you are granted the basic access beyond public access. If you still are not able to view the publicly accessible options which should still allow for a solid review. If you purchase Team Resource Package, you'll also have access to materials and any students who purchase a Resource will have access as well. (Continued...)  
**Videos**  
Great Communicator Debate Series  
Download the 2012 Ronald Reagan Great Communicator Debate Series Information Flyer here.  
For more information on the debate, including rules, registration for your school, standard format, and go to: <http://greatcommunicatordebate.wikispaces.com>  
**Watch**  
**Publications**  
Online Rostrum  
2012 May Rostrum  
Read

**Tournament Events**  
**National Tournament**  
Unofficial results from the 2012 LFGNFL National Speech & Debate Tournament are now available here: 2012 Results Packet. Congratulations to all competitors!  
**District Tournaments**  
Rushmore (SD) 4/11/2013  
Lone Star (TX) 4/9/2013  
West Iowa 4/6/2013  
Eastern Ohio 3/23/2013  
Kentucky 3/22/2013  
View All District Tournaments

**National Forensic League CODE OF HONOR**  
Integrity  
Humility  
Respect  
Leadership  
Service  
READ OUR CODE OF HONOR

**QUICK LINKS**  
Complete Site Map  
Login  
Enter Honor Society  
Points/Membership Reports  
Meeting the Common Core  
Current Topics  
National Tournament  
Where to Find Tournaments  
District Contacts  
Forms & Manuals  
FAQs  
Terms of Use  
Site Map

National Forensic League | 125 Watson Street, PO Box 38, Ripon, WI 54971-0038 USA | Phone: (920) 748-6206 | Fax: (920) 748-9478 | [info@nationalforensicleague.org](mailto:info@nationalforensicleague.org)  
Website design and development by Spindustry Digital, Des Moines, Iowa

That should give you a sense of how the site is put together. But let's return to the home page, since there are still plenty of features worth mentioning there.

On the left side of the homepage, you'll see the USER LOGIN box. That's how you log in to the site and get access to the League's resources and your Dashboard.

In the middle of the home page, you'll find a series of yellow links, which provide a quick way to access a number of pages that League members, supporters, and those interested in learning more about us are likely to use.

Just below the yellow bar are news items, featured videos, the latest issue of *Rostrum*, and information about both the National and District Tournaments. You'll also see the list of top schools that you're used to seeing on our website. But there's now a whole lot more there. Click on **Top Competitors**, and you'll see a list of those students with the most points in each of the National Tournament's main events. Just click on the event for which you'd like that information and give the data a chance to load. There's also an option to see the students with the most points overall, the contenders for League All American status! Stay tuned as even more information, including rankings of the top students in each state, becomes available here.

Once you start exploring the site, there are also a number of navigation aids that can help keep you from getting lost. At the bottom of every page is a basic site map that can link you to all the primary landing pages under each of the main menu items. There's also a list of **Quick Links** that easily takes you to frequently used parts of the site, such as where you go to enter points, the current debate topics, a list of district contacts, and the League's forms and manuals. There's even a link to a complete site map, where you can find a link to every single page on the entire site! You'll also see many of those same links on the right side of many pages, including links to access that complete site map, login, enter points, and the current topics.

*"In short, the new www.nationalforensicleague.org has something for everyone."*



Now let's talk about what happens once you actually log in to the site. If you are a coach at a League member school, just use the username and password you use to enter points. Any active coach at a member school gets access to member resources, and any active coach at a school with a Team Resource Package can access those resources, even if they don't have permission to enter or edit points. Chapter advisors can make sure all their assistants have access to the full range of resources, even if particular assistants shouldn't be entering points themselves.

If you are a student at a League member school, you need to create a username and password by clicking on

the Register link in the USER LOGIN box on the home page. But before you do that, you'll need to get your Student PIN from your coach, who can access that information through the **Website PIN Codes** link in the points site. That PIN will allow you to create an account, which gives you access to the resources available to League members. You can also purchase an Individual Resource Package when you sign up for an account. An annual subscription is just \$18 for a student at a member school, and \$9 for a student at a school that has purchased a Team Resource Package!

Everyone else, including parents and judges, can sign up for a free account and either get access to a limited range of resources or purchase access to the

full range of materials available to League students and coaches.

The first thing you'll see after logging in is your Dashboard. This is where you'll get information just for you. There is information about your current standing in the League, including your current points and degrees. There are also alerts regarding resources and features that have been added to the site. And this is where you'll be able to find any pages you mark as "favorite" by clicking the heart image in the same blue bar in which you find the crumb trail. Finally, your Dashboard is the place to go to edit your profile, which is where you can purchase an Individual Resource Package if you don't have one already.

**My Dashboard**

Welcome to the League's Online Learning Center! We are constantly adding new courses and resources so check back often.

**Alerts**

Script Database: Coming Soon!

[View All Courses](#)

**Points Application Sites**

[Enter High School Points](#)

[View High School Membership Reports](#)

[Enter Middle School Points](#)

[View Middle School Membership Reports](#)

**My Standings/Points**

NFL Test HS

Total Points: 228.2

Points, current year: 0

Points, prev year: 4

Highest Degree: Excellence (1/31/2007)

Document Search is coming soon. In the meantime, please use the search box at the top of the page to find the forms, manuals, and resources you're looking for.

**Recent Updates**

- 2012-13 High School Chapter Manual (1/1/0001)
- 2012-13 High School Citation for Coach Service (1/1/0001)
- 2012-13 High School Coaching Guide (1/1/0001)
- 2012-13 High School Competition Events Guide (1/1/0001)

**Document Search**

**User Search**

**My Favorites**

There are 3 records.

Action	Item	Description	Type
	Common Core Standards	Why Speech & Debate	Nav
	Current Topics	High School --> Resources	Nav
	Fundraising	High School --> Resources --> For Coaches	Nav

## Resources

- For Teachers
- For Coaches
- For Students
- For Parents
- From Our Partners
- Judges
- Current Topics
- District Leadership

We promote high school and middle school speech and debate activities as a means to develop a student's essential life skills and values. Our vision is that every child in the United States will be empowered to become an effective communicator, ethical individual, critical thinker, and leader in a democratic society.

**LEARN MORE ABOUT OUR WORK**

### Have Questions?

Contact the National Office  
Online form »  
Email »  
FAQ »

Phone: (920) 748-6206  
Fax: (920) 748-9478

## Resources



We have a wide range of resources available for everyone. Whether you're a teacher, coach, student, parent, or judge, we have the resources you need to make the most of your, or your students', participation in speech & debate. These include analyses of all the current debate topics, videos of National Tournament semifinal and final rounds, textbooks, curricula, all your League forms and manuals, and much more!

There are a variety of resources available to everyone, but some resources cannot be accessed unless you log in. And, once you log in, your access to some resources is determined by whether you're a member of the League, and whether you've purchased a Resource Package. You can easily determine the level of access required to use a resource based on the color of the lock next to it:

### RELATED LINKS

- Complete Site Map »
- Login »
- Enter Honor Society Points/Membership Reports »
- Meeting the Common Core »
- Current Topics »

### STORE ITEMS

- 2012 Nationals DVD Package »
- Honor Society Insignia »
- Awards & Gifts »
- League Apparel »

### PARTNER RESOURCES

- NDCA Open Evidence Project »
- Rupe Scholars »
- Debatabase »

Now that you're logged in, you can also access the resources available to you as either a League member or a Resource Package subscriber.

Fortunately, those resources are also easy to find. Just click on "High School" at the top of the home page. Then, on the left side of the page, click "Resources." From there, you just have to select the role that best describes you and then the kind of event for which you'd like to find resources, either speech or debate. That's where you'll see a variety of print and video materials for those events, and where you'll also have the option to further specify what you're looking for, whether it's only Public Speaking or Interp event resources, or only those materials for Public Forum, Lincoln-Douglas, Policy, or Congressional Debate.

And there are already plenty of resources available now. For Public Forum and Lincoln-Douglas, a new topic analysis

is available the day after each topic is announced. For Policy, a novice starter file is online, and evidence updates are posted twice each month. For Extemp, new topic analysis videos and practice questions are posted every week. For Interp, we have a fully searchable script database that will help you find that perfect piece. We'll also be hosting a series of webinars each and every month, and posting demonstration rounds on each new debate topic.

That makes both the Individual and Team Resource Packages an outstanding value. For just \$18 a year, a member coach or student gets nine different PF topic analyses, five different LD topic analyses, at least 16 Policy Debate evidence updates, more than 40 different Extemp topic analyses, and much more. Include the videos of the final rounds from the most recent National Tournament, which cost \$199 on DVD, and it's easy to see

why that \$18 investment is more than worth it.

Plus, for just \$150, a school can purchase a Team Resource Package. That gives all their coaches access to those same great resources, and allows students to purchase an Individual Resource Package for just \$9! That means your team saves money as long as you have at least one coach and 15 students. With each additional coach, it's even easier to see why spending that \$150 makes sense. Moreover, since the Team Resource Package includes a 50% discount on final round DVDs, it's also a great option for teams that still want to be able to watch those rounds offline.

In short, our new website has something for everyone. Given the low price and the variety of resources available, don't miss out on this inexpensive way to get the most out of your season!

**Have other questions?** Visit the FAQs section of our site, or email [info@nationalforensicleague.org](mailto:info@nationalforensicleague.org).



# The Power of Membership

## Spark Success

**We're committed to giving you and your students even more support every year.**

We've expanded our tools, online resources, recognition, and advocacy—all while keeping dues affordable. See what's included.

### Supercharge your squad with additional resources.

In addition to your annual membership, you now have the option to enhance your students' experience with our **Team and Individual Resource Packages**. These packages include event-specific materials that aren't available anywhere else!

#### ✓ Team Resource Package

- Active Schools – \$150/year

#### ✓ Individual Resource Package

- Student Access with Team Package – \$9/year
- Access without Team Package – \$18/year

**See reverse for details.**

#### <sup>†</sup> Not a member of the League, but want our online resources?

For \$149, individuals can gain basic access to the National Tournament final round video archive (1983-2011) and more than 600 other instructional videos online. For \$299, you also get premium access to our searchable script database and the ability to watch current year National Tournament final round videos online.

## Becoming a member is easy!

Apply online:  
[www.nationalforensicleague.org](http://www.nationalforensicleague.org) » Join the League

- ✓ \$99 Annual School Membership
- ✓ \$15 Lifetime Student Membership

## What's included?

### League Membership Highlights

- **Honor Society membership** – student and coach certificates, honors, and service citations; student seals, online database and points tracking; automatic points uploading from Joy of Tournaments, TRPC/TRIEPC, and SpeechWire
- **Resources** – all of the same great materials you've come to expect—two copies of *Rostrum* magazine per month; access to the National Tournament final round online video archive (1983-2011)<sup>†</sup>; more than 600 videos, including topic analyses, skills, and coaching<sup>†</sup>; monthly practice Extemp questions; event-specific resources; access to our fundraising portal, GiveYouthAVoice.org—and more!
- **District Tournaments and specialty awards** – access to National Tournament qualification series; awards for district level achievement, Student of the Year, coach Diamonds; All American and Academic All American; State All American; and service citations
- **Advocacy and recognition promotion** – more than 125,000 pieces of support and recognition materials distributed to administrators, alumni, parents, and coaches annually; access to a clearinghouse of advocacy and support materials



### Enjoy additional benefits in 2012-13!

- **Discounts** – GEICO (up to 15% off); Playscripts (10% off all purchases); access to Individual Resource Package (see reverse for details); access to 2013 Online Institute (25% off)
- **2012 Nationals Script List** (\$10 value)
- **Four eTextbooks, lesson plans, and activities** (\$300 value)
- **2012 semifinal rounds** available online (\$14.99 value/event)
- **2012 middle school final rounds** available online (\$9.99 value/event)
- **Free eLearning** evening classes for students and coaches, including topic analysis, new coach workshops with Q&A, district leadership seminars, and more (\$150 value)
- **Several thousand** additional pieces of recognition material to administrators

# Additional Resources

## Supercharge your squad's experience with custom resources!

We're expanding our focus far beyond our National Tournament to bring a rich variety of programs and services to our students and offer comprehensive teacher training resources. Designed to help you expand and enrich your program for a low, inclusive price, this package gives you the resources to help your students achieve their potential.

## Easy, Online Access

Once you've signed up, go to [www.nationalforensicleague.org](http://www.nationalforensicleague.org). Log in to view your customized dashboard. There, you will find information about accessing your Team and Individual Resource Packages.

Here's a quick overview of the additional tools, demonstrations, scripts, videos, and classes you and your students can access. We'll be adding more resources throughout the year!

## Team Resource Package

### ✓ \$150 Active Schools

Simply check the box on your membership application or renewal form—or upgrade online!

## What's included?

### Team Resource Package Highlights

- **Current year National Tournament final round videos** available online, including Interp events (\$199 value)<sup>†</sup>
- **50% off purchase** of current year National Tournament final round DVDs (\$98 value)
- **Fully searchable, multi-year Script Database** including all Interp pieces performed at the National Tournament in previous years; search by year, category, gender, and placement—coming soon! (\$199 value)<sup>†</sup>
- **Free coach access to Individual Resource Package** (\$18/year value)
- **Additional 50% off student access** to Individual Resource Package (\$9/year value)
- **Additional 25% discount to 2013 Online Institute**

<sup>†</sup> Item available to non-member individuals. See reverse for details.

## Why is there an additional fee for these resources?

Imagine how much it costs the League to produce—and host online—so many videos, eLearning clinics, debates, and resources, plus provide our summer institute experience. Thanks to generous donors and volunteers, we're able to cover many costs, but we also ask schools and students who take advantage of these resources to pay a share. That helps keep basic membership accessible to all.

## Individual Resource Package

### ✓ \$9 with Team Package

### ✓ \$18 without Team Package

## What's included?

### Individual Resource Package Highlights\*

- **Analyses** of previous year's semifinal and final round performances
- **Two eLearning evening classes** per month
- **Policy Debate** – a demonstration debate on the 2012-13 topic with commentary; plus monthly 100-page update files and topic analysis videos
- **Weekly Congressional Debate and Extemp** – includes two topic area video briefings; 20 practice questions; two original pieces of legislation
- **Interpretation events** – newly released scripts reviewed monthly
- **Original Oratory** – topic/concept database; Oratory briefing (new books, studies, etc.)
- **Lincoln-Douglas Debate** – demonstration debate on each bi-monthly topic with commentary; 100-page evidence file including philosophical positions, case arguments and responses; topic analysis videos; philosopher's library (30+ videos)
- **Public Forum Debate** – demonstration debate on each monthly topic with commentary; 100-page evidence file including arguments, frameworks, and background; topic analysis videos

\* Available exclusively to League students and coaches.





# Top Ten New Features!

**1 Resources.** We are working around the clock to provide you with countless, event-specific resources this year—many of which are included with the \$99 school membership fee! For more information about the value of League membership, see pages 25-26.

**2 Dashboard.** Anyone who visits our site—students, coaches, parents, alumni, media professionals, and more—has the ability to sign in with a free account and access our custom dashboard. The ability to favorite frequently accessed materials and receive important updates from the League are just some of the benefits of registering on the new site.

**3 Webinars.** Our new site allows us to host eLearning clinics with state of the art technology and provide an extremely inexpensive summer institute experience for students and coaches. Check back often to learn more about dates and topics, available through our new Virtual Classroom.

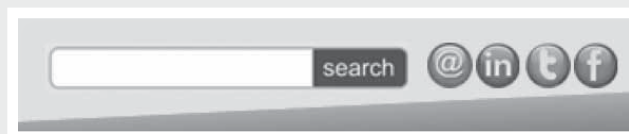


**4 Script Database.** For those who purchase our Team Resource Package, we are excited to offer a fully searchable, multi-year script database including all Interp pieces performed at the National Tournament in previous years. Search by year, category, gender, and placement—completely accessible from your dashboard—coming soon!

**5 Recognition.** Our home page leaderboard and rankings are a great way to keep up to date on League standings. Of course, you can also track your own progress via the dashboard, or through your school profile page and membership reports within the points site.

**6 Press and Media.** Our team is growing our press and media section in order to spark excitement and garner attention about the power of speech and debate across the country—and beyond.

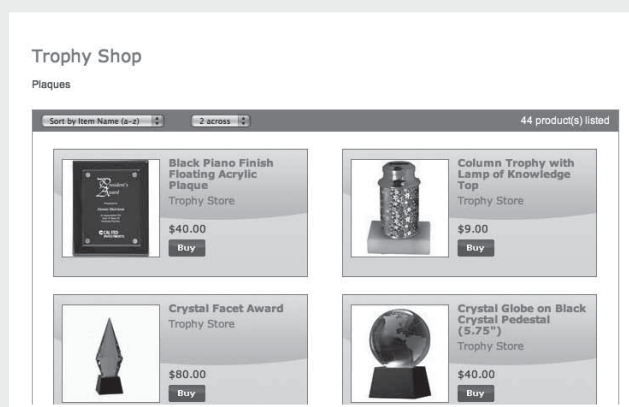
**7 Connect.** Follow the National Forensic League on your favorite social media platforms! Like us on Facebook, follow us on Twitter, or join our LinkedIn group. Also, join our Alumni Network and stay in touch via our newsletters and biannual digital alumni magazine.



**8 Keyword Search.** Receiving a round of applause at the Summer Leadership Conference, this seemingly innocent addition of a functional search bar is certain to make anyone's visit to our website more enjoyable.

**9 Complete Site Map.** While the fresh new look and improved site architecture are designed to be more intuitive than ever before, if you get stuck, we offer both a basic and a complete site map, available at the bottom of every page, to help you find exactly what you need.

**10 Online Store.** Even our trophy shop has received a much-deserved facelift! Watch for additional merchandise, DVDs, and low-cost resources available for purchase in the coming weeks and months ahead.



## Spark Insight

Connect with us online!



**NATIONAL FORENSIC LEAGUE**

<https://www.facebook.com/NationalForensicLeague>

**NFL/FORENSIC LEAGUE**

<https://twitter.com/NFLspeechdebate>



**NATLFORENSICLEAGUE**

<http://tinyurl.com/9v6cmc9>

**NATIONAL FORENSIC LEAGUE**

<http://tinyurl.com/985j5h6>



Presidential Style Debate Contest—  
Let's Show Them How It's Really Done!

**Enter our video contest this October, and you could win a FREE Team Resource Package for your school.\***



\* **Upload your persuasive, five-minute video** (limit one per topic area): **Health Care, Economy, Education.**

Visit [www.nationalforensicleague.org](http://www.nationalforensicleague.org) for complete contest rules and deadlines.

**Spark democracy.**



# Pi Kappa Delta at 100



PI KAPPA DELTA  
The Art of Persuasion, Beautiful and Just

You've probably heard something about Pi Kappa Delta (PKD). As an official collegiate partner organization of the National Forensic League, PKD has been reaching out to graduating seniors at the National Tournament.

"We've always had a close working relationship with Pi Kappa Delta," said Executive Director Scott Wunn, "so they were a natural."

Beginning this year, League students who joins Pi Kappa Delta may transfer ten percent of their cumulative merit points into the PKD Credit Point System. They can then continue to earn points for competition, service, and scholarship activities throughout their college careers. Even if they decide not to compete in college, PKD membership provides alumni with a subtle means of inserting their high school speech and debate experience into their college resums.

"I think joining is even more important for students who are not planning on competing in college," stated Gina Jensen, PKD's current president. Students can continue to earn points for judging at high school tournaments, or for scholarly

and community service projects. When they graduate, they can use their PKD degree status as a conversation starter with prospective employers or graduate school admissions officers.

"Realistically," Jensen noted, "your PKD degree status is verification of your speech and debate ability by a nationally-recognized intercollegiate honorary. This should be pretty compelling to an employer, and it relieves you of the awkwardness of having to talk about what you did four years ago when you were in high school."

So what exactly is Pi Kappa Delta? Like the National Forensic League, PKD is a comprehensive forensic organization—meaning it supports service, scholarship, and competition in many different individual events and forms of debate. Thanks to a grant from the Arthur N. Rupe Foundation, PKD launched intercollegiate competition in Public Forum Debate last year. The same grant funded Caress Russell's full-time position as PKD's Public Forum Debate National Coordinator.

"I'm just thrilled with the possibilities this position provides," Caress stated. "For the first time, we will have funding assistance for student-run teams who would like to attend the 100th anniversary tournament and participate in Public Forum Debate. There also will be more than \$30,000 in scholarship funding available."

A major component of Russell's job will be working with students to establish debate programs on college campuses without them. "I'm here to provide advice to students all over the country who are 'trapped' on campuses that do not recognize the value of speech and debate training," Russell observed.

Pi Kappa Delta membership is available to literally any undergraduate student. If there are fewer than five students on campus interested in forming a chapter, students can join Pi Kappa Delta's "National General Chapter," and have all of the rights and privileges of membership.

So what exactly are the benefits of joining? In addition to providing access to PKD's Credit Point recognition system, members are eligible to compete at the national tournament—regardless of whether their school has an official forensic program. Members may participate in leadership development and governance—serving, for example, as Student Representatives on PKD's National Council. They may submit scholarly works for publication in PKD's national journal, *The Forensic*, for recognition at a PKD Undergraduate Research Conference, or "To Honor Scholarship" event.

In addition to recognition with a PKD Degree, members are eligible for nomination as Academic All Americans, or for selection to participate in exclusive members-only international service learning opportunities. "I think our India program will be a transformative

experience for undergraduates," noted past-president Phillip Voight. "I've taught with students in India before, and for Pi Kappa Delta members to be able to travel to Bangalore and help establish the Bangalore Debate Society is just a wonderful opportunity." Additional service learning opportunities are being developed in China, South Africa, and locations within the United States.

Pi Kappa Delta also hosts large and competitive national tournaments. PKD's national tournament and convention in Portland, Oregon, featured more than 600 debate entries and more than 1,500 individual events entries from 91 schools representing 28 states. The 100th Anniversary Tournament this coming March 2013 promises to be even larger.

"Although the tournament has always been competitive," President Jensen said, "we've managed to keep the focus on educational achievement."

Pi Kappa Delta's slogan is, "The Art of Persuasion, Beautiful and Just," a phrase that recognizes the essentially ethical nature of human communication. Now more than ever, perhaps, there is a need

for training in effective and ethical communicative practices. Employers list communication skills as the most important ingredient of occupational success. Demand Media (a leading new media firm) said it best: "Good business communication helps get the job done well, on time and on budget. The boss or team member who can communicate objectives, reasoning, and step-wise tasks in a concise and coherent manner contributes more to a company's success than one who does not. These communicators are highly valued in today's complex and competitive business world, and are often earmarked for promotion and increased responsibility."

Pi Kappa Delta provides students with the types of critical thinking, problem-solving, and oral communication skills that are central to success. Not surprisingly, membership also provides a variety of networking opportunities and invitations to Alumni socials and national convention Alumni Caucus events. PKD's alumni are a veritable "Who's Who" of American success. As Susan Millsap, PKD's




Historian, put it, “Our alumni have been successful in all walks of life—everyone from politicians like George McGovern and Ann Richards, to Spencer Tracy, the famous actor, Edward R. Murrow, the award winning journalist, Evangelist Robert Schuller, or Pulitzer Prize winning author James McPherson.”

One of the secrets to PKD’s success is a willingness to embrace change. “Many of the things that are now commonplace in forensics were actually invented by Pi Kappa Delta,” stated Michael Bartanen, PKD’s National secretary-treasurer. “We hosted the first national tournament, and Bruno Jacob—a PKD alum—went on to found the National Forensic League.”

As it nears its 100th anniversary, PKD remains as dynamic and energetic as ever. It hosts a blog and Facebook page, and in addition, it is conducting a nationwide census where respondents can tell funders and administrators about the value of forensic participation.

PKD is also publishing a National Speech and Debate Directory in 2013 that will contain contact information for everyone in the country with speech and debate experience at any level. Each of these projects is based on a brief survey that takes just a few minutes to complete. *(Go directly to either survey by simply scanning the QR codes at right with your mobile device.)*

Lifetime membership in PKD is just \$35 and can be processed online at [www.pikappadelta.com](http://www.pikappadelta.com). “At less than \$10 a year,” said Carthage College media-studies professor Jonathan Bruning, “my Pi Kappa Delta membership was perhaps the best value of my entire life.”

Visit [www.pikappadelta.com](http://www.pikappadelta.com) for more information and resources, or contact [caress.russell@pikappadelta.com](mailto:caress.russell@pikappadelta.com) to reach Caress Russell, Public Forum Debate National Coordinator. 

## Frequently Asked Questions

- **I’m going to a school without an active speech or debate program; can I still join Pi Kappa Delta?** Absolutely, and if you can find four other interested students, we can even help you start your own chapter. PKD can also provide advice on fundraising, recruiting and publicizing the benefits of speech and debate experience.
- **I’m not sure if I will have time to participate in forensics in college. Shouldn’t I wait to join until I am sure I’m going to compete?** Pi Kappa Delta members need not compete to earn points for scholarly or service-related activities. Why not join immediately, and earn points for things other than speech and debate competition.
- **My preferred college has a program, but it is not a Pi Kappa Delta school. Can I still earn PKD points?** Yes. Although it would be wonderful if every school had a Pi kappa Delta chapter. Nonetheless, even if your teammates are not members, and if your coach refuses to form a chapter, you can still become a member and receive PKD Credit Points for all of your speech and debate activities.
- **I’m a high school coach. Why should I care if my students become Pi Kappa Delta members?** One of the benefits of the PKD Credit Point System is that it rewards students for service to the local community. As such, PKD students will be eager to judge at tournaments that you host, serve as assistant coaches, and even lobby your local school board for increased funding.



▲ PKD Census



▲ PKD Directory



*“As it nears its 100th anniversary, PKD remains as dynamic and energetic as ever.”*



# ACADEMIC ALL AMERICANS

(April 1, 2012 through August 31, 2012)

*The Academic All American award recognizes students who have earned the degree of Superior Distinction (750 points); earned a GPA of 3.7 on a 4.0 scale (or its equivalent); received an ACT score of 27 or higher, or SAT score of 2000 or higher; completed at least 5 semesters of high school; and demonstrated outstanding character and leadership.*

## ALABAMA

Stone Phillips Trinity Presbyterian School

## ALASKA

Claire Schapira South Anchorage High School

## ARIZONA

Natalie Ayers Chandler Preparatory Academy  
Eric Liang Mesquite High School  
Gina Mo Mesquite High School  
Sona Shahbazian Mesquite High School  
Kyle Turpin Chandler Preparatory Academy

## CALIFORNIA

Andrew Allan Carlsbad High School  
Kyle Allen-Niesen Brentwood School  
Deepika Bodapati Presentation High School  
Melissa Boettner C.K. McClatchy High School  
Matthew Chan Bellarmine College Prep  
John Cherian Bellarmine College Prep  
Davin Curtis Carlsbad High School  
Anna Diep Gabrielino High School  
Kurt Dragomanovich James Enochs High School  
Christina Gilbert Los Gatos High School  
Andrew Gove Chaminade College Preparatory  
Jessica Hsueh Gabrielino High School  
Zong Yang Huang James Logan High School  
Sonam Jindal Presentation High School  
Wei Jing Gabrielino High School  
Kayla Judd James Enochs High School  
Maya Kaul Presentation High School  
Gary Lin Leland High School  
Shannon McIntee Carlsbad High School  
Leah Moore Centennial High School  
Max Shapiro Brentwood School  
Ye Sol Shin Leland High School  
Preethi Sira Presentation High School  
Lucia Song James Logan High School  
Steven Tan Gabrielino High School  
Daniel Tartakovsky Palos Verdes Peninsula High School  
Pavin Trinh Gabrielino High School  
Prerana Vaddi Notre Dame High School  
Sarika Vora Presentation High School  
Michael Wimsatt San Dieguito Academy  
Sara Wolf Centennial High School  
Michael Xu James Logan High School  
Henry Zhang Palos Verdes Peninsula High School

## COLORADO

Naomi Bishop Air Academy High School  
Kyle Bouchey Aurora Central High School  
Ala'a Chalker Fairview High School  
J.J. Cramer Air Academy High School  
Kyle Harlow Cañon City High School  
Micaela Heery St. Mary's High School  
Cameron Hickert St. Mary's High School  
Claire Hupy Air Academy High School  
Erin Iyigun Fairview High School  
Siran Jiang Fairview High School  
Angela Kettle Cañon City High School  
Joseph Keuhlen St. Mary's High School  
Jack Nordell Cañon City High School  
Jenny Park Douglas County High School  
Emily Randall Fairview High School  
Justine Roof Grand Junction High School  
Naureen Singh The Classical Academy  
Ved Topkar Fairview High School  
Jordan Wayne St. Mary's High School  
Sean Weller Air Academy High School  
Cecily Zander Longmont High School

## FLORIDA

Grant Ebenger University School of NSU  
Liam Feroli St. Thomas Aquinas High School  
Brent Freed University School of NSU  
Eryn Hughes St. Thomas Aquinas High School  
Hannah Kern St. Thomas Aquinas High School  
Meyer I. Kizner Boca Raton Community High School  
Katie Marsicano University School of NSU  
Bruno Mastrodicasa St. Thomas Aquinas High School  
Jacob Mathwich St. Thomas Aquinas High School  
Christina Rabionet St. Thomas Aquinas High School  
Samantha Reidy St. Thomas Aquinas High School  
Shelby Statham St. Thomas Aquinas High School  
Matthew Wathen St. Thomas Aquinas High School  
Yunhan Xu Berkeley Preparatory School

## IDAHO

Steven Brugger Madison High School  
Gibson Cook Idaho Falls High School  
Winston Edgar Kimberly High School  
Brennan Neal Eagle High School  
Krista Paterson Blackfoot High School  
Tylie L. Polatis Blackfoot High School

## ILLINOIS

Sarah Craig Elk Grove High School  
Noah Cramer Oak Park and River Forest High School  
Alexandra Frisch Oak Park and River Forest High School  
Brian Henderson Glenbrook South High School  
Ross Hochwert Highland Park High School  
Allie Long Lena-Winslow High School  
Jared Molk Highland Park High School  
Connor O'Brien Glenbrook South High School  
Nathan Rothenbaum Oak Park and River Forest High School

# Spark Leadership



## ILLINOIS (continued)

Tyler Salathe	Glenbrook South High School
Michael Schoof	Highland Park High School
Donald Thibeau	Glenbrook South High School
Erin Christine Walsh	Downers Grove South High School
Evelina Yarmit	Highland Park High School
Danielle Zarbin	Oak Park and River Forest High School

## INDIANA

Roshni Dhoot	Valparaiso High School
Eric Dreischeif	Chesterton High School
Issac Dulin	Valparaiso High School
Michael Ebmeier	Brebeuf Jesuit Preparatory School
Henry Gregor	Brebeuf Jesuit Preparatory School
Michael Leopold	Chesterton High School
Morgan Mohr	Kokomo High School
Justin Reed	Chesterton High School
Madeline Schenck	Valparaiso High School
Arshnoor Singh	Brebeuf Jesuit Preparatory School
William Tenborge	Brebeuf Jesuit Preparatory School
Jonathan Vincent	Chesterton High School

## IOWA

Taylor Brandt	Indianola High School
Scott D. Folsom	East High School - Des Moines
Nathan Leys	Des Moines Roosevelt High School
Andrew Troxell	Des Moines Roosevelt High School
Bailey Young	Indianola High School

## KANSAS

Harrison Baker	Topeka West High School
Amit Bhatla	Shawnee Mission Northwest High School
Madeline Bjorklun	Shawnee Mission West High School
Edward M. Collazo II	Topeka High School
Avery N. Davis	Topeka High School
Anne Elise Dimas	Blue Valley North High School
Gabrielle Fried	Blue Valley North High School
Kyle Herrington	Bishop Miege High School
Kalyn Heyen	Bishop Miege High School
Lauren Hipp	Blue Valley North High School
Erica Hui	Shawnee Mission West High School
Spencer Jones	Shawnee Mission West High School
William T.H. Kenefake	Topeka High School
William Klausmeyer	Kapaun Mount Carmel Catholic High School
Sierra Lekie	Shawnee Mission West High School
Julia McCraw	Shawnee Heights High School
Mariah McHenry	Kapaun Mount Carmel Catholic High School
Crystal Ann Montgomery	Topeka High School
Adam Moon	Shawnee Mission North High School
Gabrielle Murnan	Pittsburg High School
Jared Ojile	Kapaun Mount Carmel Catholic High School
Chase Pumford	Great Bend High School
Ami Purohit	Shawnee Mission West High School
Grace Rogers	Shawnee Mission West High School
Joseph Rothschild	Topeka High School
Lauren Scanlan	Shawnee Mission West High School
Jacob S. Schroeder	Silver Lake High School

## KANSAS (continued)

Lucia Scott	Kapaun Mount Carmel Catholic High School
Helen Sheng	Topeka West High School
Nathan Short	Paola High School
Jiemin Wei	Blue Valley North High School
Jacob Wright	Emporia High School
Anna Marie Zimmerman	Topeka High School

## KENTUCKY

Madeline Salinas	Danville High School
------------------	----------------------

## MAINE

Kyle Grigel	Falmouth High School
Michael Norton	Falmouth High School

## MASSACHUSETTS

Alden Burnham	Manchester Essex Regional High School
Christine Y. Cahill	Milton Academy
Kirsten Coale	Manchester Essex Regional High School
Matthew Corwin	Manchester Essex Regional High School
Margaret Henry	Manchester Essex Regional High School
Jacob Martz	Manchester Essex Regional High School
Louis J. McWilliams	Milton Academy
Alexandros Zervos	The Cambridge Rindge and Latin High School

## MINNESOTA

Lisa Beard	Rosemount Senior High School
Whitney Bellant	Apple Valley High School
Eric Deutz	Marshall High School
Abby Jo Mae Imberg	Dassel-Cokato High School
David Quinn	Apple Valley High School
Luke Stuttgen	Apple Valley High School
Tobey Thomas	Blaine High School

## MISSISSIPPI

Vineet Aggarwal	St. Andrew's Episcopal School
Grant Beebe	St. Joseph Catholic High School
Aritra Biswas	St. Andrew's Episcopal School
Shalina Chatlani	St. Andrew's Episcopal School
Tressa Jones	Laurel Christian School
Christian Jordan	Sacred Heart Catholic School
Mary Ryan Karnes	Oak Grove High School
Erin Morgan	Laurel Christian School
Lauren Noll	Oak Grove High School
Katelyn Marie O'Quinn	Oak Grove High School
Tim Shinn	St. Joseph Catholic High School

## MISSOURI

Rana Aliani	The Barstow School
Rachel Anders	St. Charles West High School
Rose Anderson	Camdenton High School
Austin Bunnell	Carthage High School
Leah Cleek	Marshfield High School
Spencer Colver	Park Hill High School
William Daniels	Blue Springs South High School
David Easley	Raytown South High School
Raymond Fang	The Pembroke Hill School

# ACADEMIC ALL AMERICANS

(April 1, 2012 through August 31, 2012)

## MISSOURI (continued)

Grant Ferland	Park Hill High School
Anjali Fernandes	Pattonville High School
Taylor Fluharty	Marion C. Early High School
Andrea Forsee	The Pembroke Hill School
Logan Gilbert	Camdenton High School
Sidharth Goel	The Pembroke Hill School
Laura Grisham	West Plains High School
Austin Hall	Park Hill High School
Gregory Hamilton	Willard High School
Benjamin Michael Harvel	Blue Springs South High School
Maecy Hoffman	Marshfield High School
Megan Hornsby	Parkway West High School
Tiawna Johnson	West Plains High School
Mario Khalil	Pattonville High School
Austin McGuire	Camdenton High School
Kelby McKay Czerwonka	West Plains High School
Grace J. Miller	Blue Springs South High School
Sarah Muir	Lee's Summit High School
Julie Nelson	Republic High School
Elyse Partee	Clever High School
Greg Piccirillo	Parkway West High School
Annie Schuwer	Parkway West High School
Jack Seigel	Parkway West High School
Connie Shen	Parkway South High School
Ben Shinogle	Park Hill High School
Sarah Stark	Park Hill High School
Joseph Summers	Raytown South High School
Rosalie Swingle	Blue Springs South High School
Asha Thanki	Parkway South High School
James Wang	Parkway West High School
Kayla Whorton	Republic High School
Nate Willis	Blue Springs South High School
Jeffrey Zhao	Parkway South High School

## MONTANA

David Culbertson	Billings West High School
Garett Hueffed	Hellgate High School
Julia Wiencek	Corvallis High School

## NEBRASKA

Kevin Adler	Millard North High School
Nishant Badal	Millard West High School
Cecelia Katheryn Carson	Burwell Jr.-Sr. High School
Emma Gruhl	Lincoln Southwest High School
Sydney Hayes	Lincoln Southwest High School
Sarah Kocher	Lincoln Southwest High School
Jimmy Lee	Lincoln Southwest High School
Mary Marsolek	Pius X High School
Sullivan Moore	Kearney High School
Thomas Owens	Creighton Preparatory School
Aaron Pierce	Coazad City Schools
Brittany Robertson	Burwell Jr.-Sr. High School
Landon Sadler	Lincoln Southwest High School
Aanya Sagheer	Millard North High School
Kyle Trevett	Lincoln High School
Lana Wang	Millard West High School

## NEBRASKA (continued)

Stephanie Welch	Millard North High School
Yan Zhang	Millard West High School

## NEVADA

Nathaniel Haas	Reno High School
John Lanuti	Green Valley High School
Ashley Martinez	Green Valley High School
Jordan Orris	Green Valley High School
Gavin Sweeney	Green Valley High School
Cody Thomason	Spanish Springs High School

## NEW JERSEY

Saachi Gupta	Millburn High School
Sophia Laurenzi	Montville Township High School
Abraham Mendelson	Montville Township High School
William Meyer	Princeton High School
Kevin Palermo	Randolph High School
Olivia Qiu	Montville Township High School
Morgan Thompson	Freehold Township High School
Jason Tuckman	Montville Township High School
Jude Tungul	Montville Township High School
Rahul Upadhyia	Montville Township High School
Eden Weinflash	Montville Township High School
Saif Yasin	Montville Township High School

## NEW MEXICO

James Clarke	East Mountain High School
Will Dauk	East Mountain High School
Nicolas Kennedy	East Mountain High School

## NORTH DAKOTA

Matthew Donahue	Fargo Shanley High School
Brett Johnson	Fargo Shanley High School
Nicholas Lee	Valley City High School
Emma Twedt	Kindred Public School

## OHIO

Caitlyn Andrews	Boardman High School
Jessica Bachman	Wauseon High School
Aly Bryan	Hathaway Brown School
Daniel Robert Cebul	Wooster High School
Sam Chang	Sylvania Southview High School
Nicole M. Cooney	Perry High School
Clement Dupuy	Sylvania Southview High School
Taylor Hanigosky	Boardman High School
Cassidy Ladd	Wauseon High School
Janelle Nafziger	Wauseon High School
Rosie Jo Neddy	Canfield High School
Nathan Pecchia	Canfield High School
Benjamin Kenneth Pykare	Cuyahoga Valley Christian Academy
Kelly Ranttila	Canfield High School
Matthew Reinke	Copley High School
Aly Saleh	Canfield High School
Ashley Terry	Vermillion High School
Sam Whipple	Mason High School
Sophie Wood	Magnificat High School

# Spark Leadership



## OKLAHOMA

Andrew Blunck Norman High School  
Nathan Hughes Keys High School

## OREGON

Neha Dalal Westview High School  
Nidhi George Westview High School  
Arjun Kandaswamy Westview High School  
Krishna Somayajula Westview High School

## PENNSYLVANIA

Kaitlyn Brady Upper Dublin High School  
Catherine Breen Gwynedd Mercy Academy  
Kaye Marie Burnet Quigley Catholic High School  
Irene Kurtz Notre Dame High School  
Zhi-Zhong Lou Fox Chapel Area High School  
Jenna Marinstein North Allegheny Senior High School  
Robert J. McDonough II Holy Ghost Preparatory School  
Jack Millard Fox Chapel Area High School  
Vijay Viswanathan Upper St. Clair High School  
Vinay Viswanathan Upper St. Clair High School  
Evan Wescott St. Joseph's Preparatory School

## SOUTH CAROLINA

Paulina Gallagher Riverside High School  
Charlotte How Riverside High School  
Divya Khandke Riverside High School  
Margaret Stegall Bob Jones Academy  
Grace Studart Riverside High School

## SOUTH DAKOTA

Jesse Peterson Washington High School  
Tom Ritter Washington High School  
Jordan Simundson Washington High School

## SOUTH KOREA

A Young Kim Cheong Shim International Academy

## TENNESSEE

Natalie Bennie Brentwood High School  
Ross Colona Morristown West High School  
Preston Husk Morristown West High School  
Kevin Kapoor Morristown West High School  
Celina Stewart Ravenwood High School  
Tanner Terry Morristown West High School  
Brandon Zheng Collierville High School  
Michael Zoorob Brentwood High School

## TEXAS

Shannon Blood Seven Lakes High School  
Lindsey Marie Butler Hendrickson High School  
Caleb Cade Brownsboro High School  
Stephanie Hamborsky L.V. Hightower High School  
John Heizelman Strake Jesuit College Preparatory  
Hannah Howard Vanguard College Preparatory School  
Anh Huynh Austin High School  
Tabatha Michelle Keton Barbers Hill High School

## TEXAS (continued)

Kevin King Creekview High School  
Hendrick Le Strake Jesuit College Preparatory  
Jeffrey Leistico Round Rock Christian Academy  
Makenzie Lohman All Saints Episcopal School  
Andrew McCormick Strake Jesuit College Preparatory  
Daniel McMinn Strake Jesuit College Preparatory  
Meghan Riddlespurger Randall High School  
Travis Sanders Royse City High School  
Pedro Segura Hendrickson High School  
Brittany Shulman Klein Oak High School  
Clay Spence Strake Jesuit College Preparatory  
Matthew Stone Royse City High School  
Rishi Suresh Clear Brook High School  
Nathan Tamburello Clear Brook High School  
Mimi Zhao Seven Lakes High School

## UTAH

Mary Carter Skyline High School  
Ethan English Karl G. Maeser Preparatory Academy  
Joseph Michael Glancy Lone Peak High School  
Joy Hui Skyline High School  
Emily Jensen Olympus High School  
Christian Walter Lippert Weber High School  
Andrew Ross Clearfield High School  
Alden Swallow Clearfield High School

## VIRGINIA

Benjamin Constine Yorktown High School  
Jay Daniel Gusman Dominion High School  
AK Komanduri Dominion High School  
Christopher A. Middleton Warwick High School

## WASHINGTON

Hailey Reneau Central Valley High School  
Andrew Croneberger University High School  
Erin K. Benson University High School  
John C. Adler Newport High School  
Sarah Yu Thomas Jefferson High School

## WISCONSIN

Griffin Schauer Cedarburg High School  
Mackenzie Payne Mukwonago High School  
Zachary Komes Rufus King International School

## WYOMING

Andee Schueler Buffalo High School  
Catherine Mercer Cheyenne East High School  
Ivan Larson Cheyenne East High School  
Micah Sealing Natrona County High School  
Shawna Wolf Buffalo High School  
Shaya Wolf Buffalo High School  
Taylor Yates Natrona County High School  
William Paddock Saratoga High School

*See page 36 for the Academic All American application form.*



# Academic All American Award - Application Form

**NO COST TO APPLY!** Eligible students will be recognized with an official letter to the principal and publication in *Rostrum* magazine. To order pins and certificates, complete this form and return with payment to National Forensic League, PO Box 38, Ripon, WI 54971-0038.

Please PRINT or TYPE the formal name to appear on the certificate.

Student Name \_\_\_\_\_

School \_\_\_\_\_

School Address \_\_\_\_\_

City, State, ZIP \_\_\_\_\_

National Forensic League District \_\_\_\_\_

Chapter Advisor's Email Address \_\_\_\_\_

## Application Checklist

The above named student qualifies for the Academic All American Award by meeting ALL of the criteria checked below. (Each box must be checked for verification.)

- ☐ Degree of Superior Distinction on record (750 points)
- ☐ GPA of 3.7 on a 4.0 scale (or its equivalent)
- ☐ **School transcripts with GPA must be included**
- ☐ ACT score of 27 or higher, or SAT score of 2000 or higher
- ☐ Completed at least 5 semesters of high school
- ☐ Character reference from the student's coach (chapter advisor)

Chapters may present an Academic All American Award to any National Forensic League student member who meets the above criteria. **By signing below**, you certify that the above/enclosed information is true and accurate, and that the student nominated, in addition to the above criteria, has demonstrated character, leadership, and commitment.

\_\_\_\_\_  
Chapter Advisor's Signature

\_\_\_\_\_  
Chapter Advisor's Name (PRINT or TYPE)


\_\_\_\_\_  
Principal's Signature

\_\_\_\_\_  
Principal's Name (PRINT or TYPE)

\_\_\_\_\_  
Student's Signature

\_\_\_\_\_  
Student's Name (PRINT or TYPE)

▼ Certificate • \$10



▼ Pin • \$13



*Complement your student's achievement with the Academic All American Pin and Certificate!*

I have enclosed payment for the following:

QTY

\_\_\_\_\_ \$10 Certificate of Achievement

\_\_\_\_\_ \$13 Academic All American Pin

Total Enclosed \$ \_\_\_\_\_



**November 30<sup>th</sup>:**

**Individual Events Round  
Robin**

*Dramatic Performance  
&  
Extemporaneous Speaking*



# George Mason University's

9<sup>th</sup> Annual

**Patriot Games**

**Classic**

**2012**

December 1<sup>st</sup> & 2<sup>nd</sup>

## FEATURED EVENTS

Humorous

Dramatic

Duo

Impromptu

Poetry

Congress

Declamation

Prose

Extemporaneous

Original Oratory

Storytelling

Public Forum

Lincoln-Douglas

Compete with students from  
over 100 schools and more than  
30 different states!

**Registration Deadline:**  
Tuesday, November 20<sup>th</sup>, 5:00pm EST

**Find the Invitation at:**  
<http://team.gmuforensics.org/hosted-events.html>

## George Mason Institute of Forensics 2013

July 7<sup>th</sup>-21<sup>st</sup> / Extension: July 21<sup>st</sup>-24<sup>th</sup>

GMIF Students Have the Opportunity to...

- Tour the Newseum and Smithsonian in Washington, D.C.
- Attend World Premier Theatrical Productions in 2013: The Book of Mormon at the Kennedy Center
- Foreign Policy Lectures from the U.S. State Department
- Engage in a Poetry Slam
- Work with Students from Around the World

Sign up and pay in full before January 1, 2013 and get a \$200 discount on GMIF tuition.

For more information:  
[www.gmuforensics.org/gmif](http://www.gmuforensics.org/gmif)

# Interpretation

## Gaining an Understanding of Online Interp Source Rules

This past year, the League's Interpretation Committee was charged with the task of determining whether or not the current "printed and published" standard for material should be expanded to include literature available from online websites.

After extensive consideration, the committee recommended that the League expand the current "printed and published" standard for material performed in main and supplemental oral interpretation events (Dramatic, Humorous, and Duo Interpretation—as well as Prose, Poetry, Storytelling) to include limited use of literature that originates from online sources.

Because digital publication is not a "trend," but a new norm for how people acquire and purchase books, scripts, and other literature, the new rules (now in effect for 2012-13) are designed to meet

these considerations and will evolve over time.

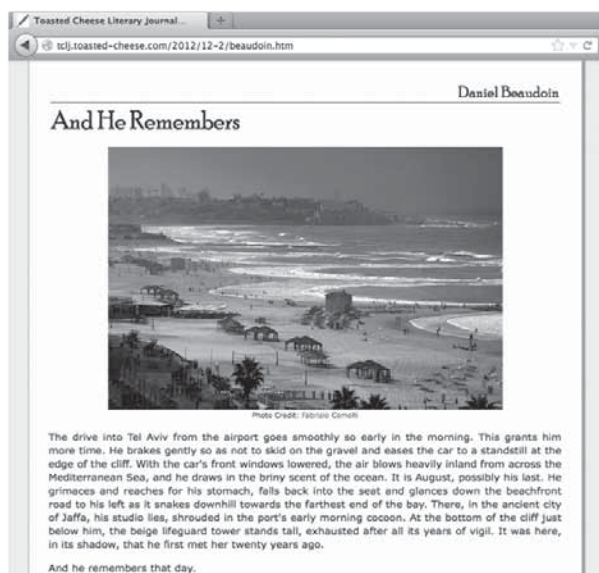
Based on the committee's thoughtful recommendations, the Board of Directors adopted the Literary Digital Publications Rubric, which is outlined on the following pages. These standards were then used to develop the official list of approved websites, which were published online at [www.nationalforensicleague.org](http://www.nationalforensicleague.org).

Coaches and publishing companies alike had the opportunity to submit websites for consideration from February through April. After a thorough vetting process, the official list of approved websites was published online in June.

The list of approved websites will be evaluated, revised, and updated annually by the League. If a website has been approved, it does not need to be re-submitted yearly. However, in order for a website to remain on the list, it must continue to meet the standards established by the rubric.

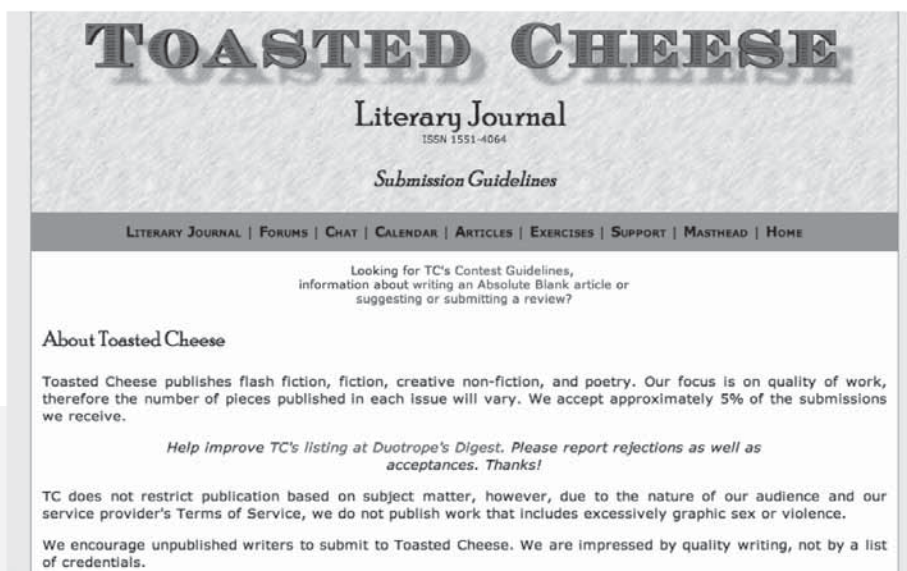
Beginning with the 2012-13 academic year, submissions must be received between November 1 and March 1 for

*(continued on page 40)*



◀ Figure A. Example of HTML format with printable text directly from a web page.

► Figure B. Example of clear editorial review.



## Literary Digital Publications Rubric

### ► Standard A.

- **The website offers online material published directly on its web page(s). These pages must be printable. Downloaded files are NOT accepted.**
- The League defines a web page as a document coded with hypertext markup language (HTML), displayed in a web browser.
- The League defines a downloaded file as a specific non-HTML format, such as PDF or word processing document.
- *Rationale:* This initial parameter best insures original manuscript materials that are unalterable and allows text verification of the original material to be easier for officials.

*For example, see Figure A (opposite).*

### ► Standard B.

- **The literary material is from a website with strict editorial submission standards that include editorial review and acceptance.**
- Personal sites (Facebook, live journals, blogs) will not be accepted.
- Personal professional sites (those where a writer who has his/her own site and can place his/her words for sale or view) are not acceptable.
- Publish it sites (those with one click upload or that accept submissions without a selection process) will not be accepted.
- *Rationale:* This upholds literary standards, is designed to deter the production of original material by students and coaches, encourages the use of stable websites, and strives to provide accessibility to all interested parties.

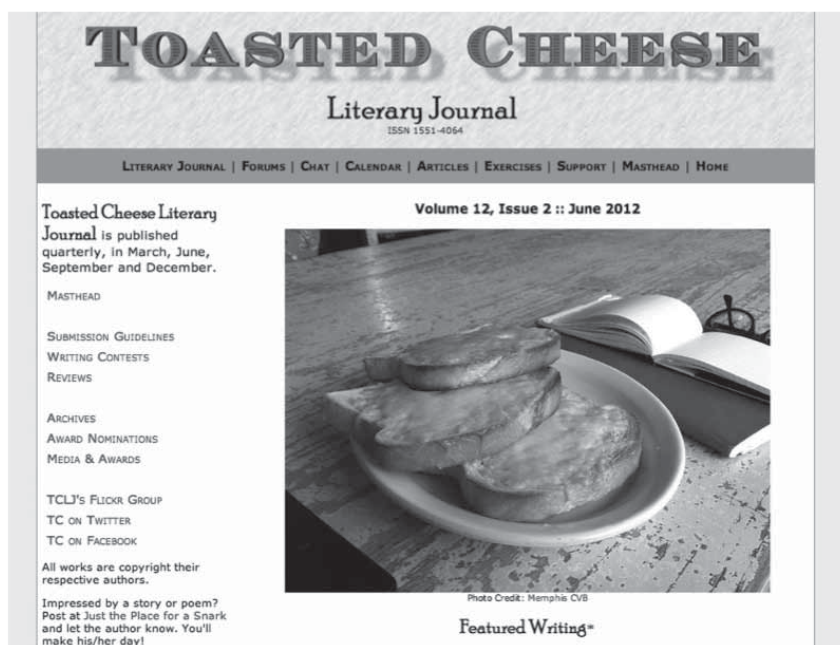
*For example, see Figure B (above).*

### ► Standard C.

- **Texts must come from a verifiable website that can be accessed universally by any user. The site and literary text needs to be verifiable on the web if challenged.**
- Unmarked / casual sites where individuals can easily post work either for performance or criticism will not be accepted.
- The website has been in existence for a minimum of two years prior to submission for the upcoming school year (several online tools allow for verification of the existence of a website).
- *Rationale:* This further insures fair access to material and evaluation of website standards.

*For example, see Figure C (next page).*





◀ Figure C. The site has been in existence for more than two years; anyone can access the literature.

consideration the following academic school year. Website submissions made after the deadline cannot be added to the list for use in competition until the following year.

### Next Steps

At the Summer Leadership Conference in Las Vegas, district leaders sparked in-depth conversations about the new online Interp source rules and their future direction. The Board of Directors has authorized the formation of a committee to examine the issues brought to the group's attention, particularly concerning how to reconcile "printed and published" materials with digital publications.

While it was not the current committee's task to rewrite the current printed and published rules, procedures, or practices, a new committee will discuss ways to phase in additional considerations over the coming years in a manner that allows the expansion of the rule to be manageable for the membership while moving into a digital age of publication.

The Board welcomes a wide variety of voices and opinions on this important topic area. Anyone interested in serving on or contributing to this ad hoc leadership committee should email [info@nationalforensicleague.org](mailto:info@nationalforensicleague.org).

*We've compiled a list of potential questions you may encounter this year. These and more helpful tips can be found on our website.*

**Q:** Are Kindle or Nook acceptable under the Digital Publications Rubric?

**A:** No. The Digital Publications Rubric only deals with web pages; therefore, electronic books that do not provide printed versions of the electronic page are currently not included in the parameters for digital publications. Current League rules do not accept Kindle or Nook literature, and thus, this rule does not change the status quo.

**Rationale:** The current rule for verification of lines selected for a performance script demands highlighting the lines on photocopied pages of the original material. Because these sources do not provide printed pages, they could not be included in this first phase of the rubric for digital publication.

### Main Questions to Ask When Selecting a Piece for Competition

- 1 Is the selection from the League's approved website list?
- 2 Is the literature printed from a web page?
  - ▶ If it is printed from a web page, then yes, the literature is allowed.
  - ▶ If it is a downloaded file, the literature is not allowed.

*“The committee’s recommendations were designed to focus on high standards; to be conservative in approach; to be comparable to current demands for verification of printed and published material; and to promote the expansion of source opportunity—without ‘opening the flood gates.’”*



S  
Q  
A  
F

**Q:** Can I use a downloadable manuscript file from a website?

**A:** No, not under the current Digital Publications Rubric.

*Rationale: We are beginning the entrance to digital publications with the highest level of encrypted text, which best protects the authenticity of the script. That is the current standard for the rubric.*

**Q:** If a website is on the approved list, does that mean anything on the website is acceptable to use for performance material?

**A:** No. The website being placed on the list is a starting point. The literature on the website is eligible IF it meets the remaining standards cited in Digital Publications Rubric. The Digital Publications Rubric should be followed in its entirety.

**Q:** If a website on the list offers some selections that are printed directly from website pages and others that are downloadable files, can I use either format?

**A:** No. The Digital Publications Rubric should be followed in its entirety. The selections that are available by printing directly from the web page are acceptable. The selections that are available in a downloadable file are not acceptable.

**Q:** If a website on the list offers both web pages for print and the option to order traditionally printed and published manuscripts, can I use either format?

**A:** Yes, that is your choice. However, for web pages, always apply the standards in the Digital Publications Rubric. For traditionally published and printed materials, refer to the current printed publication rules for that format.

**Q:** If I want to order a hard copy book from a website like Amazon.com, does that website need to be on the approved list?

**A:** No. Since ordering is a method of purchase, not a format of publication, ordering a traditionally printed and published manuscript would already be acceptable under our current printed and published rules and not be relevant to the Digital Publications Rubric.

**Q:** Are e-scripts allowed (like those from Samuel French)?

**A:** No. You must use the printed, published version.

**Q:** Do sites already accepted to the list have to be resubmitted each year?

**A:** If a website has been approved, it does not need to be re-submitted yearly. The website will automatically be reevaluated by the League. In order for a website to remain on the list, it must continue to meet the standards established. Eligibility will be determined during the yearly evaluation process and the final list will be updated accordingly. Coaches are encouraged to bring relevant changes in websites to the attention of the national office.

### Acknowledgments

*The League wishes to thank the following members of the Interpretation Committee for their guidance and oversight in drafting the original proposal that was adopted by the Board of Directors at its fall 2011 Board meeting.*

Max Brown, Blue Valley North HS, KS  
Shane Cole, Oak Grove HS, MS  
Brian Eanes, Winston Churchill HS, TX  
Tony Figliola, Holy Ghost Prep, PA  
Brian Hagg, Sioux Falls Lincoln HS, SD  
Jan Heiteen, Downers Grove South HS, IL  
Kimberly Lenger, Independence Truman HS, MO  
Debbie Simon, Milton Academy, MA  
Karen Wilbanks, Plano Sr. HS, TX  
Joe Wycoff, Apple Valley HS, MN  
Pam Cady Wycoff, Apple Valley HS, MN, Board Liaison  
Derek Yuill, Gabrielino HS, CA, Facilitator

# Diamond Coach Recognition

## Sixth Diamond



◆ SIXTH DIAMOND ◆

**Pam C. Wycoff**

Apple Valley High School, MN

April 11, 2012

22,038 points

Pam Cady Wycoff began her speech and debate career 33 years ago at Mankato Loyola High School, a small school with 200 students. She has been at Apple Valley High School for the last 23 years, where she continues to coach and serve as the Director of Forensics. Pam has qualified students to the National Tournament every year—with 50 speakers and debaters in her program advancing to the Final Round. Of those students, Pam has personally coached 39 national finalists, with 18 finishing as runner-up and nine being named national champion. In addition, nine students have been named All American and 35 Academic All American. Between 1990 and 1995, her teams won five National Team Sweepstakes Awards. The program was awarded the Bruno E. Jacob Award in 1998 and has been recognized as a Team of Excellence seven times. In addition to coaching, Pam enjoys “giving back” to the organization. Believing in the importance of coach education, she was a coordinator and presenter for the Bradley Foundation’s Instructional Video Project and has offered coaching workshops around the country. Since the early years of Lincoln-Douglas Debate, she has been actively involved in the development and promotion of the activity and served on the LD Topic Selection Committee for eight years. For 23 years, Pam has been a District Committee member and was elected to the Board of Directors in 2005. As a Board member, she has served as a liaison for five coach-driven ad hoc committees regarding the events of Lincoln-Douglas Debate, Public Forum Debate, and Oral Interpretation. For her consistent service, she was awarded the Distinguished Service Key in 1989, the Service Plaque in 1995, and most recently received her Seventh Service Plaque of Distinction in 2012. Pam was inducted into the Minnesota State High School League Hall of Fame in 2004 and the National Forensic League Hall of Fame in 2007.



◆ **SIXTH DIAMOND** ◆  
**Gay Brasher**  
 Leland High School, CA  
 April 12, 2012  
 24,404 points

This is Gay Brasher's 47th year as a speech and debate teacher and coach. She began teaching in 1966 at Carenbro High School. Within two years, she was named Louisiana Speech Teacher of the Year. She moved to San Jose in 1970. Here, on her own initiative, she started forensic programs concurrently at all six San Jose Unified high schools and continued to simultaneously direct these programs for more than a decade. In 1998, she was named San Jose Unified's Teacher of the Year. Gay teaches and coaches at Leland High School, which has been the nation's largest League chapter for six years, since 2000. She retired from full time teaching in June of 2002 but volunteers more than 45 hours per week in addition to her part-time employment at Leland.

Gay is a member of both the League and California halls of fame. In 2000, she was named National Forensic League Coach of the Year. In addition, she was an honoree for the Tribute to Women Award honoring Silicon Valley's Executive Women.

Gay also works with middle school students from an area feeder school and at an urban school. At Burnett Middle School, under her leadership, the Burnett program has grown to three speech and debate classes, and the school's English Language Learners travel to other schools to make presentations in elementary, English-only classrooms. Gay also teaches speech to students at Burnett feeder elementary schools. In addition, Leland and Burnett students run a middle school speech and debate tournament in the fall and a larger two-day version in the spring. She hopes to continue teaching and coaching for years to come.

Michael E. Starks began coaching at Newcastle, WY in 1975 and moved to Cheyenne East in 1992. East now has a program which consistently competes at the highest level in the Rocky Mountain Region. He has had state champion squads at both schools and Cheyenne East has won the State Championship many times. The teams have had individual state champions in every event except Public Forum. Michael has been elected State President four times and served for eight years. He began the state's New Coaches' Workshop at their Fall Conference. He has been the state's representative on the National Debate Topic Selection Committee since 1990. Michael served as a member of the Wyoming District Committee until the Hole in the Wall District was formed, at which time he became the chair of the new district and served in that position until 2005. His teams have won the Leading Chapter Award four times, the District Tournament Trophy four times, and the District Tournament plaque 15 times. His students have been in finals in Poetry, Prose, and Extemp. He has worked in tab rooms at nationals for many years. His team won the Speech and Debate School of Excellence in 2002 as well as the Speech School of Excellence Award. He was admitted into the National Forensic League Hall of Fame in 2006. Michael lives in Cheyenne with his wife Paula, and they have two children and two grandchildren.



◆ **SIXTH DIAMOND** ◆  
**Michael E. Starks**  
 Cheyenne East High School, WY  
 April 12, 2012  
 16,389 points



## Diamond Coach Recognition

### Fifth Diamond



David McKenzie became a student member of the League in 1976. He started coaching in 1979. He has coached at Wabash, Oak Hill, Northfield, and Plymouth High Schools in Indiana. He is currently the Head Speech and Debate Coach at Plymouth High School. During his career, he has been honored to serve the League as a district chair, district committee member, national tab room worker, and as the host of the 2012 Indianapolis Brickyard National Forensic League National Tournament. His teams have won nine state tournaments in Indiana, and his students have competed in numerous final rounds—winning nine individual national championships. More important than tournament successes, he has enjoyed watching each student gain skills and confidence as well as meeting all of the coaches who give so generously to their own students.

◆ FIFTH DIAMOND ◆

**David McKenzie**  
Plymouth High School, IN  
April 8, 2012  
15,424 points

### Fourth Diamond



◆ FOURTH DIAMOND ◆

**Suzanne E. Theisen**  
Stow-Monroe Falls High School, OH  
March 10, 2011  
10,563 points



◆ FOURTH DIAMOND ◆

**James W. Rye**  
The Montgomery Academy, AL  
April 2, 2012  
11,041 points



◆ FOURTH DIAMOND ◆

**Barbara Watson**  
Great Bend High School, KS  
April 12, 2012  
10,017 points

## Diamond Coach Recognition



◆ THIRD DIAMOND ◆

**Steven R. DuBois**

St. Thomas Aquinas High School, KS  
March 25, 2012  
6,310 points



◆ THIRD DIAMOND ◆

**Brooke Gregg**

Woods Cross High School, UT  
March 30, 2012  
6,052 points



◆ THIRD DIAMOND ◆

**Trudy K. Kinman**

Maryville R-II High School, MO  
May 4, 2012  
6,014 points



◆ THIRD DIAMOND ◆

**Sally Pies**

Brookings High School, SD  
May 6, 2012  
6,020 points



◆ SECOND DIAMOND ◆

**Melinda Schulz**

Rocky Mountain High School, ID  
January 5, 2012  
4,077 points



◆ SECOND DIAMOND ◆

**Jodene Wartman**

Eagan High School, MN  
April 7, 2012  
3,152 points



◆ SECOND DIAMOND ◆

**Ashley Schulz**

Cheyenne East High School, WY  
April 24, 2012  
3,171 points



◆ SECOND DIAMOND ◆

**Andrew Frank Monteleone**

Monsignor Farrell High School, NY  
May 1, 2012  
3,646 points

## Diamond Coach Recognition



◆ FIRST DIAMOND ◆  
**Lillian Ogunbanjo**  
Hastings High School, TX  
November 17, 2011  
1,599 points



◆ FIRST DIAMOND ◆  
**Devon Snook**  
Vermillion High School, OH  
November 20, 2011  
1,522 points



◆ FIRST DIAMOND ◆  
**Ben Kroll**  
Sheboygan South High School, WI  
February 4, 2012  
1,520 points



◆ FIRST DIAMOND ◆  
**Dennis K. Philbert**  
Newark Central High School, NJ  
March 28, 2012  
1,502 points



◆ FIRST DIAMOND ◆  
**Laurie L. Hudson**  
Goddard High School, KS  
April 16, 2012  
1,503 points



◆ FIRST DIAMOND ◆  
**David M. Powell**  
Vincent High School, WI  
April 23, 2012  
1,710 points



◆ FIRST DIAMOND ◆  
**Wesley Rice**  
Maize South High School, KS  
April 23, 2012  
1,540 points



◆ FIRST DIAMOND ◆  
**Alicia Williamson**  
Lincoln North Star High School, NE  
May 1, 2012  
1,522 points

*ASU Forensics invites you to*

# **The Southwest Championship at Arizona State University**

**January 11-12, 2013**

*Every format of debate:*

*Policy, LD, Public Forum, Parli*

*Tournament of Champions Bids*

*Speech entries are \$10.*

*Four Preliminary rounds.*

*Triple entry.*

*Register at [www.joyoftournaments.com/az/asu](http://www.joyoftournaments.com/az/asu)*

*Contact Adam Symonds for details: [asymonds@asu.edu](mailto:asymonds@asu.edu)*





# BUILD YOUR SKILLS ONLINE!

*Enroll in the League's  
Professional Development and  
Coach Accreditation program.*

Enrich your coaching skills and build your transcripts with continuing education credits or graduate credit by taking convenient online courses in speech and debate. Or, take advantage of Coach Accreditation to compile your credentials, tally your years of coaching, add up your points, and apply to a growing roster of coaches finally getting the credit they deserve!



VISIT US TODAY:  
[www.nationalforensicleague.org](http://www.nationalforensicleague.org)



## Donus D. Roberts Quad Ruby Coach Recognition

*The League is proud to honor coaches who have earned their first 1,000 points.*

(March 1, 2012 through August 31, 2012)

Name	School / State	Points
David M. Powell	Vincent High School, WI	1,749
Scott McGraw	Carl Sandburg High School, IL	1,743
Matthew Compton	Tigard High School, OR	1,741
Jeffrey Kwong	Torrey Pines High School, CA	1,653
John P. Gonzales	Cleveland High School, OR	1,646
Randy Mitchell	Science High School, NJ	1,638
Mikael Meyer	Bellarmino College Prep, CA	1,618
Marcelino Ugalde	Bishop Manogue Catholic High School, NV	1,609
Naemah Morris	Immaculate Heart High School, CA	1,606
Clover Ellingson	Fargo North High School, ND	1,587
Debbie Smith	Branson High School, MO	1,586
Wesley Rice	Maize South High School, KS	1,582
Shellie Kingaby	Myers Park High School, NC	1,575
Linda Neugebauer	Worthington Sr. High School, MN	1,572
Shellei Price	Boone County High School, KY	1,570
Laurie L. Hudson	Goddard High School, KS	1,561
Alicia Williamson	Lincoln North Star High School, NE	1,552
Tina Winings	Charleston High School, IL	1,542
Nicole Jenkins	Providence High School, NC	1,540
Dale Kantz	Brebeuf Jesuit Preparatory School, IN	1,532
Jim Thorp	Fishers High School, IN	1,532
Duane Hyland	Broad Run High School, VA	1,522
Robyn Tribe Johnson	Star Valley High School, WY	1,521
Michael A. Yeakey	Bethany Christian High School, IN	1,520
Jeri Malloy	Roslyn High School, NY	1,518
Dennis K. Philbert	Newark Central High School, NJ	1,517
Melvin Tanner	Cooper City High School, FL	1,516
Nicholas James Bradt	Alva High School, OK	1,516
Kristina Getty	Fairview High School, CO	1,512
Kristin Holtz	Silver Creek High School, CO	1,508
Brenda Neal	Verdigris High School, OK	1,506
Heather Scott	Air Academy High School, CO	1,502
Sarah Scranta	Abington Heights High School, PA	1,326
Heather Fairbanks	Maple Grove Senior High School, MN	1,298
Danielle Trainer-Smallwood	Seymour High School, TN	1,271
Kari-Sue Thacker	Hillcrest High School, ID	1,251
Michael S. Overing	Loyola High School, CA	1,195
Mark Vargo	Stevens High School, SD	1,141
Michael Guccione	Maine South High School, IL	1,126
Charles Schletzbaum	Milpitas High School, CA	1,124
Maeta Burns	St. Croix Falls High School, WI	1,123
Renee Katharine Dembski	Elizabeth High School, NJ	1,104
Stephanie Ann Eckel	Eagle Valley High School, MN	1,087
Megan Schaunaman	Bishop Kelley High School, OK	1,077

Name	School / State	Points
Alison Cochrun	Mountain View High School, WA	1,076
Jayne Lynch	Quinton High School, OK	1,073
Paul J. Kennedy	Central Catholic Jr./Sr. High School, IN	1,073
Nicole Yeakley	Athens High School, TX	1,066
Nicole Majercak	Beachwood High School, OH	1,064
Jason Caldwell	Brownsboro High School, TX	1,064
Nick Fiori	The Bronx High School of Science, NY	1,058
Robert Dolan	Lake Mary Preparatory School, FL	1,055
Geoff Epperson	Carl Sandburg High School, IL	1,050
Preston Clarke	Beaver High School, UT	1,050
Matthew Scott Bartula	Sequoyah High School, GA	1,047
Daniel Dawson	Bluestem High School, KS	1,046
Brooke Bingaman	Mira Loma High School, CA	1,046
Cory Clark	Gwynedd Mercy Academy, PA	1,041
Jessica Buchan	Renton High School, WA	1,040
Cynthia M. Krise	Towanda Jr.-Sr. High School, PA	1,039
Madeleine Deliee	West Springfield High School, VA	1,039
Janet Newton	Los Alamos High School, NM	1,038
Eric Hanson	Washington High School, SD	1,035
Daniel Glossenger	Marquette High School, MO	1,031
Michelle Fox	Acton-Boxborough Regional High School, MA	1,030
Shannon R. Rote	Copley High School, OH	1,030
Cathy M. Strate	Southeast High School, FL	1,029
Meghan C. McDonagh	Centennial High School, ID	1,027
William G. Cloo	Heritage High School, CA	1,026
Kyle Brenner	Melissa High School, TX	1,026
Jeff Womack	Chagrin Falls High School, OH	1,025
Kelly Millington	Norris Public Schools, NE	1,024
Barbara Malecki	Loyola School, NY	1,024
Ronald Scrogham	Saint Pius X High School, MO	1,016
Rebecca Helms	Trinity Presbyterian School, AL	1,015
Mary J. Truckenbrodt	Saint Joseph Hill Academy, NY	1,012
Brad Kwiatek	The Kiski School, PA	1,008
Terri Lynn Edgar	Billings High School, MO	1,007
Wendi Kuntz	Chaparral High School, CO	1,007
Audra Langston	Kingwood High School, TX	1,007
Dawna Marie Lewis	Edmonds Heights, WA	1,006
Josh Scheirman	North Bend Sr. High School, OR	1,004
Janelle Williams	W. F. West High School, WA	1,004
Lyn J. Davies	Denver School of The Arts, CO	1,003
Christopher Dickson	Whitehouse High School, TX	1,002
Carolyn E. Cook	Lansing High School, KS	1,002
Traci Dunn	Marion C. Early R5 High School, MO	1,001
Jennifer Mileski	Unatego Central School, NY	1,000

# COACH PROFILE

## Jeffrey Miller



► **How did you become involved in speech and debate?** I played baseball throughout my childhood and was destined to be a star (okay, probably not). But a broken arm in eighth grade required two surgeries, which sidelined me for a complete year. Since I couldn't play baseball in ninth grade, I ended up signing up for a debate class to fill my extra time. Plus, I thought it would be an easy "A." Eleven years later, I am a full-time debate coach.

► **Why did you decide to become a speech and debate coach?** Since childhood, I have wanted to teach. Throughout high school, my coach, Beverly Kelly, inspired me to not only teach, but also coach debate. My senior year of high school as President of the team, Ms. Kelly let me help teach new debaters and help plan tournament logistics. My role on the team helped reinforce my desire to coach debate.

► **Tell us a little about your school and forensic program and the features that make them unique.** I am the Director of Speech & Debate at Marist School, an independent Catholic school in Atlanta. In the past, the Marist program only featured Policy Debate. Last year, we added Public Forum and Extemporaneous Speaking. This year, we plan to additionally add a full slate of individual events.

The support from our administration makes Marist very unique and offers me opportunities to really grow my program. My principal truly believes that speech and debate is absolutely vital to a student's well-rounded education.

► **What challenges do you face as a coach?** Recruiting new students to any activity at Marist is always our toughest challenge. We are fortunate to be successful at many sports and many academic competitions. Our students are often shared among several activities. It is very hard to attract "full-time debaters" when every program is highly successful.

► **What is the most fulfilling part of your job?** The most fulfilling part of my job is the opportunity to see high school students grow and mature throughout their debate careers. As debate coaches, we have some of the best opportunities to follow some of the brightest students in our state and regions as they grow. It is very special to see your students in the biggest rounds of their careers as seniors and to remember when they were just ninth graders struggling with simple tasks like flowing. There is nothing better than seeing alumni return to their schools to help younger students to ensure another generation of speech and debate students.

► **In what ways has the National Forensic League helped you as a forensic coach?** The National Forensic League has helped me build and shape the programs where I have coached. They have provided a framework for how I lead my team. By incorporating elements of the National Forensic League's Honor Code and other leadership programs, my team has been able to achieve the best possible results.

► **How has coaching changed you?** Besides gaining weight, coaching debate has helped me become a better person and a better teacher. Coaching debate has led me to meet many other great coaches around the nation. Only in our coaching community can our opponents also become some of our closest friends. Coaching has also improved my teaching because instead of becoming stale in my lesson plans, with every new topic, I indulge myself in new literature that expands my point of view and correspondingly that of my students.


► **How do your students benefit from membership in the League?** My students benefit from the National Forensic League in three unique ways: academic awards, participation at the District Tournament, and participation at the National Tournament. First,

my students benefit through League sponsored programs such as Academic All Americans and the merit point system. My incoming ninth graders can't wait to reach to 1,500 points; my juniors are retaking the SAT/ACT to reach the Academic All American status. The League has created a process where my students set goals and then work to achieve and surpass these goals. Second, we are fortunate to be in the great Georgia Southern Peach District. My students form very close friendships with other schools in our area and can continue to work with each other at national tournaments. Our District Tournament, although competitive, always seems to remind our students that they are our focus. We always send competitive students to nationals, and our district works together to send the most possible students each year to the National Tournament. Third, the National Tournament is what my students enjoy most about the season. They love sitting in the awards ceremony on Thursday night and Friday morning where they watch the best Duos and Interps in the country perform. Although we do not currently have many Interp students, my Policy debaters and Public Forum debaters love to watch other students their age perform their pieces.

- **How does participation in forensics change your students' performance in the classroom?** We always hear that "debaters are the smartest students in our schools." Forensics challenges already intelligent students to hone research capabilities, enhance speaking skills, and encourage them to be conscientious in the classroom. Our students do research as if they are writing a thesis for graduate school each and every month in Public Forum. They learn these skills and can quickly apply them in their English and history courses when writing a paper. The typical high school student dreads presentations

*"There is nothing else that prepares our students for the real world the way forensics does."*


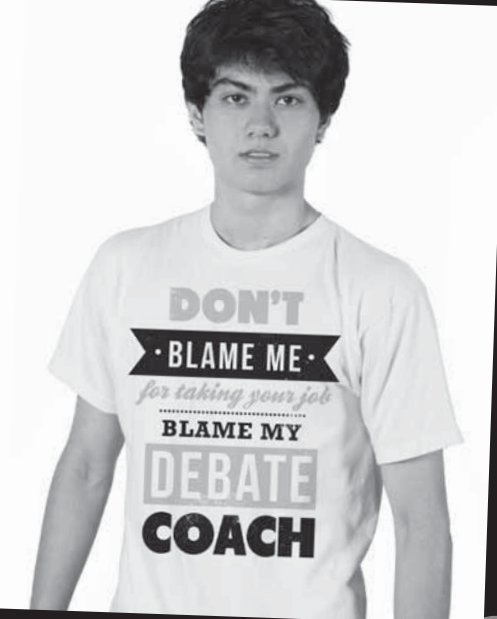

or speaking in front of their peers... my debaters beg for it. Debate helps build confidence. Most debaters use this confidence and find themselves in leadership positions all throughout the school. Finally, debaters miss a ton of school. In order to be successful, my debaters have to manage how to handle make up work—whether that is turning in assignments early or taking the test when they return from a trip. Debaters are better than most students when it comes to missing school work.

- **What do you want your students to take away from their experience on your team?** I hope my students leave high school motivated to continue the skills they learn in debate in college. I hope that the students in my program leave Marist determined to become successful. I hope I have created a sense of community in my students and that when they graduate, they will return one day to to their high school debate community and pay it forward.
- **Why is forensics important?** There is nothing else that prepares our students for the real world the way forensics does. Whether it is better research skills, improved speaking skills, learning organizational methods, or the ability to multitask, forensics offers unique skills that each student will use once they graduate high school. It is the most beneficial extracurricular activity a high school student could join. 

Coach Profile

**Jeffrey Miller** is Director of Speech & Debate at Marist School in Atlanta, where he teaches Public Speaking and Advanced Logic & Debate. Jeffrey serves as the President of the Georgia Forensic Coaches Association and serves on the Georgia Southern Peach District Committee.





Let your tee speak for you.

With the National Forensic League's exclusive t-shirt collection, you can let them know what you love without saying a word! Our online store is your source for discounted educational resources, apparel, insignia, and much more. So what are you waiting for? **Check it out!**

visit us: <http://store.nationalforensicleague.org>

# CENTURY SOCIETY REPORT

## THE LEAGUE'S ALL TIME TOP POINT LEADERS

STUDENT	STATE	POINTS
Emma Ruffin McIntyre	MO	4,125
Sara Morgan	MN	4,013
Teagan Alexander Lende	ND	3,971
Austin Craft	IN	3,940
Kyle Hendrix	WA	3,875
Joseph Vincent Kalka	ND	3,793
Carver Hodgkiss	TX	3,756
Linda Pei	KS	3,750
Ryan Smith	TX	3,622
Erik Bakke	VA	3,497
Allison McKibban	KS	3,496
Zachary Perry	MO	3,401
Stewart Pence	MO	3,389
Aleksander Eskilson	KS	3,372
Josh Roberts	TX	3,314
Emily K. Martin	KY	3,286
Josette C. Bisbee	WA	3,224
William Wildman	MS	3,196
Jordan Thomas Mecom	KS	3,174
Brett Johnson	ND	3,172
Thomas Lloyd	NY	3,172
Kanan Boor	KS	3,156
Dylan Slinger	MN	3,156
Eric Trey Mueller	KS	3,125
Bushra Rahman	TX	3,117
Daniel Lyon	KS	3,100
Nicole Vital	TX	3,067
Andrew Shaughnessy	KS	3,063
Baker Weilert	KS	3,059
Bryton Hiatt	IN	3,029
Lavanya Sunder	TX	3,016
Foster Honeck	MO	3,009
Maisie Baldwin	MO	2,984
John Holt	WA	2,981
Samantha Nichols	KS	2,974
Alessandro A. Pauri	TX	2,967
Kelsey Glenn	CA	2,963
Michaila K. Nate	IN	2,958
Grayson Clark	TX	2,958
Rylan Schaeffer	CA	2,956
Chris Carey	KS	2,946
Matt Ross	NY	2,937
Kristofer E. Lewis	KS	2,936
Sheelah Bearfoot	CA	2,912
Sydney E. Scott	TX	2,910
Jacob Kirksey	TX	2,909
Tony Trent	KS	2,906
Gabriel Riekhof	MO	2,870
Carolyn Clendenin	NY	2,867
Aditya Trivedi	WI	2,866

STUDENT	STATE	POINTS
Jessica Rubio	TX	2,861
William Carver Ashley	KS	2,853
Ty Joplin	TX	2,853
Zachary Stone	TX	2,835
Mikaela Wefald	KS	2,832
Susan Czaikowski	TX	2,815
Garrett C. Pratt	MO	2,778
Paxton Attridge	AZ	2,771
Silverio Ramirez	TX	2,759
Kelsey Shaffer	IN	2,739
Jennifer Vetter	ND	2,736
Kelby McKay Czerwonka	MO	2,723
Robert Jackson	TX	2,707
Garrett Poorman	MO	2,704
Gregory Heugel	TX	2,698
Josh Tupler	FL	2,689
Benjamin Mabie	CA	2,686
Ben Constine	VA	2,684
Randy Dolin	LA	2,682
Eric Diep	TX	2,675
Forrest Richardson	MO	2,673
Benjamin Christian Nicholas	SC	2,671
Gregory Bernstein	FL	2,670
Daniel Coffey	NV	2,661
Joseph Thomas Gene Summers	MO	2,654
Ben Honeycutt	KS	2,654
Jamie Vaught	IL	2,642
Trey Sprick	MO	2,642
Allison Rogers	WA	2,635
Caleb McIntosh	KS	2,630
Eric Pool	TX	2,628
Lucy Liu	KS	2,627
Mike Fried	FL	2,626
Brian A. Castelloe	CA	2,625
Linda Pei	KS	2,621
Chih-wei Wu	WI	2,612
Arvind Venkataraman	TX	2,603
Evan McCarty	AL	2,602
Jamie Barcott	WA	2,600
Christopher B. Isbell	MO	2,599
Miles Bridges	CA	2,593
Jason Singh	NV	2,589
Rebecca Brumbaugh	IN	2,587
Zack Vrana	WI	2,585
Aleksander Eskilson	KS	2,581
Ron Walsh	WY	2,577
Tyler Blake	KS	2,574
Mitchell Ferguson	TX	2,572
Aaron Sowards	MO	2,570
Haley Hardie	SD	2,570

---

## 2011-12 POINT LEADERS

---

# Spark Legacy



**Kyle Hendrix**

*Eastside Catholic High School, WA*  
3,875 points



**Joseph Vincent Kalka**

*Grand Forks Central High School, ND*  
3,793 points



**Teagan Alexander Lende**

*Fargo Davies High School, ND*  
3,971 points



**Carver Hodgkiss**

*North Lamar High School, TX*  
3,756 points



**Linda Pei**

*Manhattan High School, KS*  
3,750 points

## 2011-12 ALL AMERICANS

Beginning in 2011-12, standards for determining the Top 25 All Americans are based on a combination of competitive points and service points, of which no more than 25% of the point total can include service. In order to qualify, a student must have competed once at nationals.

### TOP 25 ALL AMERICANS

STUDENT	SCHOOL	STATE	POINTS
Teagan Alexander Lende	Fargo Davies High School	ND	3,971
Kyle Hendrix	Eastside Catholic High School	WA	3,875
Joseph Vincent Kalka	Grand Forks Central High School	ND	3,793
Carver Hodgkiss	North Lamar High School	TX	3,756
Linda Pei	Manhattan High School	KS	3,750
Ryan Smith	Gregory Portland High School	TX	3,622
Allison McKibban	El Dorado High School	KS	3,496
Aleksander Eskilson	Shawnee Heights High School	KS	3,372
Josette C. Bisbee	Ridgefield High School	WA	3,224
William Wildman	Laurel Christian School	MS	3,196
Jordan Thomas Mecom	Field Kindley Memorial High School	KS	3,174
Brett Johnson	Fargo Shanley High School	ND	3,172
Kanan Boor	Buhler High School	KS	3,156
Eric Trey Mueller	Field Kindley Memorial High School	KS	3,125
Andrew Shaughnessy	McPherson High School	KS	3,063
Baker Weilert	Fort Scott High School	KS	3,059
Lavanya Sunder	Lamar High School - Houston	TX	3,016
Maisie Baldwin	Park Hill South High School	MO	2,984
Alessandro A. Pauri	Flower Mound High School	TX	2,967
Kelsey Glenn	James Logan High School	CA	2,963
Chris Carey	Shawnee Mission East High School	KS	2,946
Kristofer E. Lewis	Salina High Central	KS	2,936
Sheelah Bearfoot	Delta Charter High School	CA	2,912
Sydney E. Scott	Claudia Taylor Johnson High School	TX	2,910
Tony Trent	Olathe Northwest High School	KS	2,906

### HONORABLE MENTION

STUDENT	SCHOOL	STATE	POINTS
Gabriel Riekhof	Savannah R3 High School	MO	2,870
Aditya Trivedi	Brookfield East High School	WI	2,866
William Carver Ashley	Topeka High School	KS	2,853
Ty Joplin	Cypress Woods High School	TX	2,853
Zachary Stone	Plano West Sr. High School	TX	2,835
Mikaela Wefald	Manhattan High School	KS	2,832
John Holt	Eastside Catholic High School	WA	2,766
Paxton Attridge	Tempe Preparatory Academy	AZ	2,771
Kelsey Shaffer	Plymouth High School	IN	2,739
Kelby McKay Czerwonka	West Plains High School	MO	2,723
Robert Jackson	Hastings High School	TX	2,707
Garrett Poorman	Raytown South High School	MO	2,704
Josh Tupler	University School	FL	2,689
Ben Constine	Yorktown High School	VA	2,684



## 2011-12 ALL AMERICANS

### HONORABLE MENTION

(continued)

STUDENT	SCHOOL	STATE	POINTS
Randy Dolin	Riverdale High School	LA	2,682
Eric Diep	IH Kempner High School	TX	2,675
Gregory Bernstein	Nova High School	FL	2,670
Joseph Thomas Gene Summers	Raytown South High School	MO	2,654
Allison Rogers	Union High School	WA	2,635
Eric Pool	Byron Nelson High School	TX	2,628
Lucy Liu	Manhattan High School	KS	2,627
Mike Fried	University School	FL	2,626
Chih-wei Wu	Brookfield East High School	WI	2,612
Arvind Venkataraman	Carroll High School - Southlake	TX	2,603
Evan McCarty	Mountain Brook High School	AL	2,602
Jamis Barcott	Snohomish High School	WA	2,600
Jason Singh	Green Valley High School	NV	2,589
Rebecca Brumbaugh	Plymouth High School	IN	2,587
Zack Vrana	Brookfield East High School	WI	2,585
Ron Walsh	Green River High School	WY	2,577
Tyler Blake	Hutchinson High School	KS	2,574
Mitchell Ferguson	Creekview High School	TX	2,572
Joseph G. Bennett	Raytown South High School	MO	2,563
Jeffrey Ding	West High School - Iowa City	IA	2,550
Jessica Wells	Caney Valley High School	KS	2,531
James Bren Flanigan	Carthage High School	MO	2,521
Laura Elizabeth Adkins	Central High School - Springfield	MO	2,517
Madison Orcutt	Natrona County High School	WY	2,514
Lena Melillo	La Reina High School	CA	2,491
Luke Stuttgen	Apple Valley High School	MN	2,484
Martin Lawrence	Chandler Preparatory Academy	AZ	2,470
Kyle Constable	Lee County High School	GA	2,459
Erin C. Walsh	Downers Grove South High School	IL	2,457
Jordan Simundson	Washington High School	SD	2,446
Micaela Heery	St. Mary's High School	CO	2,438
Jackson Hermann	Shawnee Heights High School	KS	2,414
Michelle McCarthy	Downers Grove South High School	IL	2,406
Thomas Cameron	Loyola-Blakefield High School	MD	2,394
Anna Marie Zimmerman	Topeka High School	KS	2,393
Alexander Thomas Gray	St. Francis High School	MN	2,392
Harib Massu	Hastings High School	TX	2,392
Drew Heugel	Lamar Consolidated High School	TX	2,387
Shermila Kher	Big Spring High School	TX	2,386
Jamie Vaught	Granite City Sr. High School	IL	2,381
William Vazquez	American Heritage High School - Delray Beach	FL	2,381
Gus Campbell	Aberdeen Central High School	SD	2,380
James Qian	Tempe Preparatory Academy	AZ	2,358
Tejus Pradeep	Ridge High School	NJ	2,355



# EXCELLENCE

Speech has a long tradition of excellence at Gustavus.

- 9th Place at the 2012 American Forensic Association National Individual Events Tournament.
- 9th Place at the 2012 National Forensic Association National Championship Tournament
- National Champions, President's DII, at the 2011 and 2012 National Forensic Association National Championship Tournaments.
- National Champion – After Dinner Speaking -2012 AFA-NIET
- National Champion—Prose—2011 AFA-NIET.
- 10th place at the 2011 and 2010 American Forensic Association National Individual Events Tournaments.
- Four American Forensic Association National Individual Events Tournament All-Americans.
- One of nine schools to be nationally ranked six consecutive years, eight of the nine schools are Division I institutions.

**GUSTAVUS**   
GUSTAVUS ADOLPHUS COLLEGE

150 YEARS AND **COUNTING**

#### For more information

Kristofer Kracht, Director of Forensics  
507-933-7486 | [kkracht@gustavus.edu](mailto:kkracht@gustavus.edu)

Forensics scholarship information can be  
found at [gustavus.edu/go/forensics](http://gustavus.edu/go/forensics)

800 West College Avenue | St. Peter, Minnesota  
507-933-8000 | [gustavus.edu](http://gustavus.edu)

## 2011-12 STATE ALL AMERICANS

The League is pleased to announce its inaugural list of State All Americans, recognizing the top 1% of point earners in each state. Standards are based on a combination of competitive points and service points, of which no more than 25% of the point total can include service.

### ALABAMA

Evan McCarty	Mountain Brook HS	2,602
Philippa Straus	Mountain Brook HS	1,600
Maggie McCoy	Mars Hill Bible School	1,501
Alex Cordover	Mountain Brook HS	1,460
Benjamin Richardson	The Montgomery Academy	1,406
Sami Yousif	Spain Park HS	1,390
Wyatt Moorer	Mountain Brook HS	1,353
Branden Greenberg	Saint James School	1,251

### ALASKA

Dylan Hardenbergh	South Anchorage HS	1,959
Tavish Logan	South Anchorage HS	1,624

### ARKANSAS

Dylan Brady Parker	Rogers Heritage HS	805
Timothy Dahms	Fayetteville HS	788
Taylor Shelton	Fayetteville HS	756
Dominic Michael Smith	Rogers Heritage HS	731
Austin Ross	Fayetteville HS	725
Aaron Gibson	Fayetteville HS	701

### ARIZONA

Paxton Attridge	Tempe Preparatory Academy	2,771
Martin Lawrence	Chandler Preparatory Academy	2,470
James Qian	Tempe Preparatory Academy	2,358
Noah Wuerfel	Chandler Preparatory Academy	2,257
Kelsey Coriell	Tempe Preparatory Academy	2,217
Andy McCoy	Brophy College Prep	2,128
Sam Abney	Desert Vista HS	1,980
Alison Brown	Desert Vista HS	1,928
Nicole K. Mayberry	Phoenix Central HS	1,902
Nick Selby	Desert Vista HS	1,896
Kaylinn Crowl	North Pointe Preparatory	1,793

### CALIFORNIA

Kelsey Glenn	James Logan HS	2,963
Sheelah Bearfoot	Delta Charter HS	2,912
Lena Melillo	La Reina HS	2,491
Davin Curtis	Carlsbad HS	2,315
Kyle Decamp	Gabrielino HS	2,268
Hannah Young	La Reina HS	2,182
Akshay Jagadeesh	The Harker School	2,171
Pranay Yeturu	Claremont HS	2,161
Kyle Allen-Niesen	Brentwood School	2,135
Brandon Deadwiler	James Logan HS	2,118
Frederic Enea	The Harker School	2,082
Aakash Jagadeesh	The Harker School	2,013
Storm Hawk Dowd-lukesh	Claremont HS	1,918
Natasha Mald	Carlsbad HS	1,902
Bryan Chiou	La Costa Canyon HS	1,884
Donovan Souza	James Enochs HS	1,862
Johnathan Singleton	Gabrielino HS	1,862
Ishaan Gupta	Granite Bay HS	1,813
Matthew Kartanata	Schurr HS	1,803
Gabe Bronshteyn	Monte Vista HS - Danville	1,788
Heather Gool	Centennial HS	1,771
Bob Overing	Loyola HS	1,768
Jacob P. Leonard	La Costa Canyon HS	1,751
Anna Diep	Gabrielino HS	1,751
Richard Mancuso	Damien HS	1,744

### CALIFORNIA (continued)

Mujda Alamzai	James Logan HS	1,738
Shadrach D. Hicks	Centennial HS	1,733
Andrew Glantz	Brentwood School	1,730
Bo Kovitz	Redlands HS	1,724
Michael Xu	James Logan HS	1,705
Justin Mccarthy	James Logan HS	1,687
Aneesh Chona	The Harker School	1,679
Aditya Limaye	Bellarmino College Prep	1,675
Pavin Trinh	Gabrielino HS	1,656
Sriharsh "Harsh" Rambhatla	Claremont HS	1,647
Sandhya Jetty	Mira Loma HS	1,645
Madhu Vijay	Bellarmino College Prep	1,634
John Spurlock	CK McClatchy HS	1,631
Daniel Tartakovsky	Palos Verdes Peninsula HS	1,628
Sarah Jiang	Los Osos HS	1,626
Anuj Sharma	The Harker School	1,623
David Kilpatrick	St. Vincent De Paul HS	1,615
Karna Adam	Monte Vista HS - Danville	1,612
Kelsey M. Brewer	Centennial HS	1,610
Naila Dharani	Brentwood School	1,604
Olivia Polk	La Reina HS	1,594
Brian Lok	Gabrielino HS	1,590
Sona Jain	San Marino HS	1,589
Katelyn E. Shipp	Centennial HS	1,581
Rohan Bopardikar	The Harker School	1,576
Cristobal Mancillas	CK McClatchy HS	1,562
Sohabe Mojaddidy	James Logan HS	1,556
Sarah Sachs	College Prep	1,552
Forrest Lin	Schurr HS	1,536
Raymond Lam	Gabrielino HS	1,535
Alec Bahramipour	Miramonte HS	1,532
Jordan Trafton	College Prep	1,527
Debnil Sur	Bellarmino College Prep	1,518
Daivik Vyas	Los Osos HS	1,510
Matt Chan	Bellarmino College Prep	1,507
Sarah Dahdouh	James Logan HS	1,489
Nima Miraliakbar	Granite Bay HS	1,485
Kelly Wu	Leland HS	1,485
Raymond Zhu	Monte Vista HS - Danville	1,485
Hubert Tran	Gabrielino HS	1,470
Gia Karpouzis	Redlands HS	1,464
Kayle Curley	Fullerton Joint Union HS	1,459
Vijay Singh	Bellarmino College Prep	1,455
John (Jack) Gugino	CK McClatchy HS	1,453
Nikhil Nag	Mountain View HS	1,452
Javier Bremond	James Logan HS	1,439
Bobby Sarvey	Delta Charter HS	1,438
Rami Bata	Miramonte HS	1,433
Josh S. Samra	Clovis North HS	1,431
Steven Tan	Gabrielino HS	1,427
Maris Dyer	Ponderosa HS	1,418
Beshouy Botros	Los Osos HS	1,418
Amay Gupta	Chaminade College Prep	1,412
Oscar Fernandez	Comm Charter Early College HS	1,395
Leah Moore	Centennial HS	1,377
Eugene Park	Clovis North HS	1,375
Kelsey White	North HS - Bakersfield	1,365
Darian James Frost	Carter HS	1,357
Alex Carter	Palo Alto HS	1,355
Christina Gilbert	Los Gatos HS	1,341

# 2011-12 STATE ALL AMERICANS

## CONNECTICUT

Nora Henrie	Convent of The Sacred Heart	493
Morgan Kennedy	Convent of The Sacred Heart	364

## COLORADO

Micaela Heery	St. Mary's HS	2,438
Joseph Keuhlen	St. Mary's HS	2,085
Cameron Hickert	St. Mary's HS	2,074
Ryan Zehner	Moffat County HS	2,041
Emma Thompson	George Washington HS	1,923
Ryan Atallah	Fairview HS	1,890
Avivah Hotimsky	Fruita Monument HS	1,862
Cecily Zander	Longmont HS	1,847
Matt Zavislan	George Washington HS	1,828
Daniel Morgan-Russell	George Washington HS	1,811
Collin Dilldine	Moffat County HS	1,750
Will Conway	Fairview HS	1,744
Kelsey Piper	Fairview HS	1,679
Yan I. Vinarskiy	Cherry Creek HS	1,652
Michael Homiak	George Washington HS	1,610
Colton Calandrella	St. Mary's HS	1,600
David Cochran	Central of Grand Junction HS	1,586
Suzette Turner	Denver East HS	1,561
Brian T. Ketterman	Centennial HS	1,545
Betsy Connor	Fruita Monument HS	1,490
Sawyer Keeline	Delta HS	1,486
Amanda Urban	Durango HS	1,483
Alex Wissmann	Kent Denver School	1,480
Naureen Singh	The Classical Academy	1,446
David Henderson	Pueblo West HS	1,428
Skyler Leonard	Moffat County HS	1,413
Jordan Wayne	St. Mary's HS	1,408
Tony Lafontant	Kent Denver School	1,394
Becca McGehee	Denver East HS	1,336
Miles Moore	George Washington HS	1,306

## DISTRICT OF COLUMBIA

Paul Banks	Woodrow Wilson HS	725
------------	-------------------	-----

## FLORIDA

Josh Tupler	University School	2,689
Gregory Bernstein	Nova HS	2,671
Mike Fried	University School	2,626
William Vazquez	American Heritage HS - Delray Beach	2,381
Marcos Gonzalez	St. Thomas Aquinas HS	2,242
Hal Shimkoski	Lake Highland Preparatory	2,223
Hannah Esquenazi	American Heritage School - Plantation	2,186
Matt Linn	University School	2,120
Liam Feroli	St. Thomas Aquinas HS	2,105
Vanessa Rodriguez	Nova HS	2,030
Shannen Bazzi	Lake Highland Preparatory	2,028
Diego Henriquez	St. Thomas Aquinas HS	2,014
Chloe Murru	St. Thomas Aquinas HS	1,960
Daniel Rego	University School	1,951
Courtney Brunson	St. Thomas Aquinas HS	1,933
Grant Ebenger	University School	1,903
Eyvana M. Bengochea	Ransom Everglades Upper School	1,888
Travis Noddings	American Heritage HS - Delray Beach	1,875
Olivia Saltzman-ros	Nova HS	1,843
Nikhil Warrior	Nova HS	1,839
Chad Klitzman	Cypress Bay HS	1,836
Stanley Swinling	Western HS	1,821
Alex Weiner	Stoneman Douglas HS	1,777
Matt Debari	Lake Highland Preparatory	1,762
Jack Henry Kapp	Western HS	1,746

## FLORIDA (continued)

Jonathan Stettin	University School	1,743
Jake Bayer	Lake Highland Preparatory	1,729
Dillon Chepp	Nova HS	1,685
Clermond Jean	Nova HS	1,637
Brandon Fersten	Stoneman Douglas HS	1,636
Andrea Plat	Michael Krop HS	1,565
Julia Kahky	Trinity Preparatory School	1,540
Ariana Bagherian	American Heritage HS - Delray Beach	1,535
Eryn Hughes	St. Thomas Aquinas HS	1,528
Brandon Slotkin	Nova HS	1,524
Bonnie Horenstein	Nova HS	1,522
Morgan Baskin	American Heritage School - Plantation	1,521
James Fishback	Boyd Anderson HS	1,519

## GEORGIA

Kyle Constable	Lee County HS	2,459
Holden Choi	Henry W. Grady HS	2,134
Benjamin Dean	Henry W. Grady HS	1,931
Alan Un	Lee County HS	1,900
Hugh Slaton	Lee County HS	1,825
Rahim Shakoor	Woodward Academy	1,645
Brennan Mancil	Carrollton HS	1,520
Jason Sigalos	Woodward Academy	1,504
Jordan Epstein	Pace Academy	1,503
Jacob Nails	Starrs Mill HS	1,502

## HAWAII

Rachel Uemoto	Iolani School	932
Lindsey Keala Ostrowski	Kamehameha Schools	708
Jesse Tarnas	Parker School	670
Paul Hurst	Kahuku High and Intermediate School	661
Amanda Roberts	Kahuku High and Intermediate School	636

## IDAHO

Spenser Ririe	Shelley HS	2,333
Jacob Howell	Hillcrest HS	2,047
Colton Randall	Hillcrest HS	1,892
Christina Carey Trouten	Mountain Home HS	1,831
Nicolas Ryan Duvall	Mountain Home HS	1,817
Cameron Bronson	Hillcrest HS	1,780
Nicole S. Paulsen	Shelley HS	1,725
Bradley C. Carter	Blackfoot HS	1,631
Sydney Piper Stocking	Hillcrest HS	1,584
Matthew Vraspir	Renaissance Magnet HS	1,508
Frank Walline	Hillcrest HS	1,478
Justin Love	Hillcrest HS	1,472
Eric Agnew	Hillcrest HS	1,438
Jayden Requena	Lake City HS	1,418
Theresa Crawford	Skyline HS	1,400
Natalie Fisher	Highland HS	1,393

## ILLINOIS

Erin C. Walsh	Downers Grove South HS	2,457
Michelle McCarthy	Downers Grove South HS	2,406
Jamie Vaught	Granite City Sr. HS	2,381
Colleen DeRosa	Downers Grove South HS	2,305
William Chengary	Downers Grove South HS	2,241
Jacob Hurwitz	Glenbrook South HS	2,237
Marc Jacome	Glenbrook South HS	2,135
Emma Bueso	Buffalo Grove HS	2,125
Jacob Custer	Buffalo Grove HS	2,077
Kayla Huber	Buffalo Grove HS	2,024
Donald Grasse	Homewood-Flossmoor HS	1,999



# 2011-12 STATE ALL AMERICANS

## ILLINOIS (continued)

Margaret Strong	Homewood-Flossmoor HS	1,994
Donald Thibeau	Glenbrook South HS	1,902
Erin M. Walsh	Downers Grove South HS	1,837
Kali Froh	Schaumburg HS	1,786
Nathan Rothenbaum	Oak Park and River Forest HS	1,723
Brian Henderson	Glenbrook South HS	1,691
Palak Patel	Schaumburg HS	1,661
Alyssa Zaczek	Carl Sandburg HS	1,654
Devin Collett	Downers Grove North HS	1,651
Eli Bernstein	Belleville West HS	1,623
Alexandria Frisch	Oak Park and River Forest HS	1,617
Abhi Sanka	Adlai Stevenson HS	1,610
Andrey Privin	Buffalo Grove HS	1,599
Cathy Suresh	Schaumburg HS	1,568
Emily Temple-Wood	Downers Grove North HS	1,564
Rachael Boroditsky	Glenbrook North HS	1,555

## INDIANA

Kelsey Shaffer	Plymouth HS	2,739
Rebecca Brumbaugh	Plymouth HS	2,587
Patrick Felke	Plymouth HS	2,274
Michaila K. Nate	Plymouth HS	2,272
Johnny Lowery	Ben Davis HS	2,070
Michael Fliotics	Carroll HS	1,981
Kajal Singh	Northrop HS	1,839
Lincoln Claus	Fishers HS	1,797
David Hirschy	Carroll HS	1,739
Olivia Hilliard	Plymouth HS	1,694
Michael Leopold	Chesterton HS	1,633
Andrew Braden	Elkhart Central HS	1,593
London Borom	Munster HS	1,565
Paige Settles	Floyd Central HS	1,557
Jason Pickell	Plymouth HS	1,541
Pauline V. Dagaas	Plymouth HS	1,532
Kaleb Hagen	Valparaiso HS	1,499
Cat Hilbert	Fishers HS	1,488
Michael Ebmeier	Brebeuf Jesuit Preparatory School	1,379
Jodie Goodman	Canterbury HS	1,361
Yusuf Agunbiade	Ben Davis HS	1,337
Sarah Simon	Valparaiso HS	1,336
Andrew Hogan	Chesterton HS	1,301
Samantha White	Fishers HS	1,280
Hank Gregor	Brebeuf Jesuit Preparatory School	1,267
Roshni Dhoot	Valparaiso HS	1,267

## IOWA

Jeffrey Ding	West HS - Iowa City	2,550
Nathan Leys	Des Moines Roosevelt HS	2,256
Simon Sheaff	Dowling Catholic HS	2,098
Kayleigh Courard-Hauri	Des Moines Roosevelt HS	2,076
Sean Duff	Dowling Catholic HS	2,072
Lily Nellans	Des Moines Roosevelt HS	2,037
Liam Hancock	West HS - Iowa City	2,001
Davis Schrock	Muscatine HS	1,976
Katy Roat	Des Moines Roosevelt HS	1,884
Joseph Nelson	Dowling Catholic HS	1,882
Moses Sloven	West Des Moines Valley HS	1,852

## KANSAS

Linda Pei	Manhattan HS	3,750
Allison McKibban	El Dorado HS	3,496
Aleksander Eskilson	Shawnee Heights HS	3,372
Jordan Thomas Mecom	Field Kindley Memorial HS	3,174
Kanan Boor	Buhler HS	3,156

## KANSAS (continued)

Eric Trey Mueller	Field Kindley Memorial HS	3,125
Andrew Shaughnessy	McPherson HS	3,063
Baker Weilert	Fort Scott HS	3,059
Chris Carey	Shawnee Mission East HS	2,946
Kristofer E. Lewis	Salina High Central	2,936
Tony Trent	Olathe Northwest HS	2,906
William Carver Ashley	Topeka HS	2,853
Mikaela Wefald	Manhattan HS	2,832
Lucy Liu	Manhattan HS	2,627
Tyler Blake	Hutchinson HS	2,574
Jessica Wells	Caney Valley HS	2,531
Jackson Hermann	Shawnee Heights HS	2,414
Anna Marie Zimmerman	Topeka HS	2,393
Fernando Cardenas	Sumner Academy	2,332
Mia Richardson	Sumner Academy	2,327
Reed Ramsey	Fort Scott HS	2,281
Kristina Brown	El Dorado HS	2,252
Brodie Herrman	Manhattan HS	2,235
Crystal Ann Montgomery	Topeka HS	2,229
Kyle A. Klucas	Silver Lake HS	2,180
Dalton Paul Willey	Salina High Central	2,171
Joshua A. Mascharka	Derby HS	2,120
Liam Murphy	Shawnee Mission East HS	2,099
Joseph Rothschild	Topeka HS	2,042
August Fitch	Manhattan HS	2,019
Jake Seaton	Manhattan HS	2,009
Amit Bhatla	Shawnee Mission Northwest HS	2,000
Collen Steffen	Buhler HS	1,971
Samuel Steven Sumpter	Shawnee Heights HS	1,948
Robbie Winslow	Olathe South HS	1,920
John Morgan	Shawnee Heights HS	1,912
Deonte Minor	Sumner Academy	1,896
Ashley Allen	Fort Scott HS	1,880
Rachel Cusick	Salina High Central	1,872
Lucas A. Thompson	Campus HS	1,864
Neal E. Sonneman	Goddard HS	1,841
Ideen Saiedian	Blue Valley West HS	1,836
Alex Glanzman	Lawrence HS	1,835
Emily Runge	Newton HS	1,832
Nghiem Tran	Wichita East HS	1,825
Victoria Tran	Wichita East HS	1,816
Jackson J. Mattek	Salina High Central	1,814

## KENTUCKY

Nathan Johnson	Danville HS	2,188
Jacob Aaron Ewing	Grant County HS	2,044
Connor Moulton	Boone County HS	2,022
Jackson Sanders	Harrison County HS	1,954
James Reding	Larue County HS	1,884
Alexandra Magen Brittany Young	Grant County HS	1,808
Alexis Caddell	Boone County HS	1,688
Josiah Weston	Danville HS	1,629

## LOUISIANA

Randy Dolin	Riverdale HS	2,682
Jacob Pritt	Jesuit New Orleans HS	2,017
Jon Melancon	Teurlings Catholic HS	1,869
Christian Pelous	Comeaux HS	1,853
Michael Cormier	Teurlings Catholic HS	1,724
Katherine Durel	St. Thomas More HS	1,641

## MAINE

Rami Blair	Bangor HS	1,501
Carson Foley	Orono HS	1,439

## 2011-12 STATE ALL AMERICANS

### MAINE (continued)

Michael Norton	Falmouth HS	1,388
Jordan Richmond	Edward Little HS	1,364

### MARYLAND

Thomas Cameron	Loyola-Blakefield HS	2,394
David Neustadt	Baltimore City College HS	2,132
Stephanie Franklin	Walt Whitman HS	1,863
Dikshant Malla	Baltimore City College HS	1,666
Ben Zavaleta	Walt Whitman HS	1,662
Kurt Imhoff	Loyola-Blakefield HS	1,524
Kevin Cheng	Walt Whitman HS	1,298
Chandini Jha	Walt Whitman HS	1,285

### MASSACHUSETTS

Martin D. Page	Milton Academy	2,030
Zachary Dittami	Bancroft School	1,884
Daniel L. Bender Stern	Newton South HS	1,743
Jaclyn A. Lebovits	Newton South HS	1,639
Kevin Donnelly	Catholic Memorial School	1,631
Patricia Zibelli	Sacred Heart HS	1,491
Matthew N. Corwin	Manchester Essex Regional HS	1,437
Sean Lambert	Shrewsbury HS	1,358
Mark Woodall	Catholic Memorial School	1,291
Ryan Carelli	Shrewsbury HS	1,230
Alyssa Brody	Bancroft School	1,224

### MICHIGAN

Em Winfield	Dexter HS	1,108
Amelia Sadler	Dexter HS	1,069
Lee Richard Stevens	North Branch HS	1,002
Suneed Shaikh	Portage Northern HS	817
Joshua Tovey	Powers Catholic HS	770

### MINNESOTA

Luke Stuttgart	Apple Valley HS	2,484
Alexander Thomas Gray	St. Francis HS	2,392
Asheshananda Rambachan	Eastview HS	2,058
Adithya Balaji	Eastview HS	1,954
William Thomas	Eagan HS	1,858
Kunal Patel	Eagan HS	1,712
Michael McGrath	The Blake School	1,654
David Wickard	Eagan HS	1,653
Wesley Just	Rosemount Sr. HS	1,615
Rebecca Dearing	Champlin Park HS	1,589
John Granlund	Apple Valley HS	1,535
He Li	Eden Prairie HS	1,528
Courtney Bye	Blaine HS	1,492
Rachel Evans	Roseville Area HS	1,486
Ronald Dixon	Blaine HS	1,476
Cody Goodchild	St. Michael Albertville HS	1,447
Brianna Leigh Drevlow	Drevlow Home School	1,438
Christian Vasquez	Blaine HS	1,435
David Quinn	Apple Valley HS	1,428
Arthur Harris	Bloomington Jefferson HS	1,422
Germaine Mariaselvaraj	Rosemount Sr. HS	1,414
Kentucky Morrow	The Blake School	1,412
Hannah Nesser	St. Paul Central HS	1,385
Matthew A. Stefanko	Rosemount Sr. HS	1,382
Priyanka Thakrar	The Blake School	1,365
Thomas Dyke	Eagan HS	1,323
Ryan P. Kirkley	Rosemount Sr. HS	1,321
Juliet Nelson	The Blake School	1,319
Andrew Friedman	Eagan HS	1,297
Lataya Williams	Roseville Area HS	1,292

### MINNESOTA (continued)

Anthony W. Bigelow	Eastview HS	1,283
Jedediah Rothstein	St. Michael Albertville HS	1,283
Miriam Kelberg	Apple Valley HS	1,256

### MISSISSIPPI

William Wildman	Laurel Christian School	3,196
Casey Phillips	Sacred Heart Catholic School	2,343
William Pipes	Oak Grove HS	2,340
Kristen Dupard	Ridgeland HS	2,231
Erin Morgan	Laurel Christian School	2,048
Tim Shinn	St. Joseph Catholic School	1,886
Grant Beebe	St. Joseph Catholic School	1,809
Gunnar Thorderson	Oak Grove HS	1,794

### MISSOURI

Maisie Baldwin	Park Hill South HS	2,984
Gabriel Riekhof	Savannah R3 HS	2,870
Kelby McKay Czerwonka	West Plains HS	2,723
Garrett Poorman	Raytown South HS	2,704
Joseph Thomas Gene Summers	Raytown South HS	2,654
Joseph G. Bennett	Raytown South HS	2,563
James Bren Flanigan	Carthage HS	2,521
Laura Elizabeth Adkins	Central HS - Springfield	2,517
Peter Liu	Central HS - Springfield	2,233
Brigitte Tripp	Liberty North HS	2,224
Bailey Norton	Marshfield HS	2,222
Austin Mcguire	Camdenton HS	2,201
Eric Luan	Liberty Sr. HS	2,144
Griff Johnson	Parkview HS	2,138
Kale A. Turner	Monett HS	2,136
Jordan Dollar	Blue Springs HS	2,061
Jessica Gehrig	Liberty Sr. HS	2,047
Dalton Speak	Marshfield HS	2,020
Adam Mire	Jefferson City HS	2,017
Mitch Giroir	Jefferson City HS	2,001
Devon Smith	Nixa HS	1,999
Joseph Wolfe	Winnetonka HS	1,984
Emma Verstraete	Monett HS	1,979
Emily Bell	Ladue Horton Watkins HS	1,967
Damon Brown	Independence Truman HS	1,928
Alex W. Bailey	Nixa HS	1,920
Tyler Hays	Neosho HS	1,896
Ashley Kuykendall	Marquette HS	1,876
Brianna S. Petersen	Monett HS	1,864
Dylan Hollister-Graham	Central HS - Springfield	1,858
Haley Quinn	Jefferson City HS	1,839
Lauren Lea Barnas	Central HS - Springfield	1,823
Kevin Bird	Camdenton HS	1,803
Tanner Lane Westmoreland	Branson HS	1,779
Phillip Bentz	Neosho HS	1,775
Spencer Culver	Park Hill HS	1,766
Taylor Watson	Liberty North HS	1,742
Jaclyn Gilchrist	Liberty Sr. HS	1,734
Samantha Franks	Nixa HS	1,727
Scotti Holweger	Neosho HS	1,727
John F. Wallace	Grandview Sr. HS	1,725
Dallas Neely	Brentwood HS	1,724
John P. Ross	Central HS - Springfield	1,723
Kaci Culp	Neosho HS	1,720
Hannah Ingram	Savannah R3 HS	1,703
Michelle Forbes	Neosho HS	1,692
C. Reece Johnson	Monett HS	1,682
Ocean Lu	Central HS - Springfield	1,680
Elissa Bowen	Park Hill HS	1,659

## 2011-12 STATE ALL AMERICANS

### MONTANA

Tanner Maroney	Glacier HS	1,458
Luke Gehman	Sentinel HS	1,347
Gabe Tourman	Bozeman HS	1,319
Danielle Bowen	Flathead HS	1,306
Elena Musz	Flathead HS	1,305
Kyle White	Sentinel HS	1,232
Karis A. Bedey	Hamilton HS	1,230
Garett Hueffed	Hellgate HS	1,139
Jim Thomas	Sentinel HS	1,135
Whitney J. Cleveland	Hamilton HS	1,130

### NEBRASKA

Renee Ullrich	Millard North HS	2,301
Wanufi Teshome	Lincoln Southeast HS	2,280
Landon Sadler	Lincoln Southwest HS	2,239
Tullen Mabbutt	North Platte HS	2,203
Elizabeth Hruska	David City HS	2,085
Sydney Hayes	Lincoln Southwest HS	1,898
Alex Pieloch	Lincoln Southwest HS	1,690
Jackson Gzehoviak	Millard North HS	1,673
Lorelee Kampschnieder	Lincoln East HS	1,670
Shelbi Bretz	Lincoln East HS	1,670
David Boedeker	Millard North HS	1,643
Douglas Morris	Ralston HS	1,628
Joshua Clark	Gothenburg HS	1,530
Grace Solem-Pfeifer	Millard North HS	1,512
Joseph Loneman	Millard West HS	1,420
Kevin Adler	Millard North HS	1,406

### NEVADA

Jason Singh	Green Valley HS	2,589
Casey Rosenberg	Green Valley HS	2,268
Nathaniel Haas	Reno HS	2,037
Ryan Fink	The Meadows School	1,715
Matthew Dietz	Green Valley HS	1,681
Steven Kish	Galena HS	1,655
Zachary Meyer	Coronado HS	1,588
Miu Suzuki	Green Valley HS	1,557
Nathan Day	Coronado HS	1,538
John Rockenbach	Moapa Valley HS	1,507
John Lanuti	Green Valley HS	1,481
Jeremy Chen	Green Valley HS	1,465

### NEW HAMPSHIRE

Shawn Mok	Bishop Guertin HS	1,176
Michael Raposo	Bishop Guertin HS	1,082

### NEW JERSEY

Renee Ullrich	Millard North HS	2,301
Wanufi Teshome	Lincoln Southeast HS	2,280
Landon Sadler	Lincoln Southwest HS	2,239
Tullen Mabbutt	North Platte HS	2,203
Elizabeth Hruska	David City HS	2,085
Sydney Hayes	Lincoln Southwest HS	1,898
Alex Pieloch	Lincoln Southwest HS	1,690
Jackson Gzehoviak	Millard North HS	1,673
Lorelee Kampschnieder	Lincoln East HS	1,670
Shelbi Bretz	Lincoln East HS	1,670
David Boedeker	Millard North HS	1,643
Douglas Morris	Ralston HS	1,628
Joshua Clark	Gothenburg HS	1,530
Grace Solem-Pfeifer	Millard North HS	1,512
Joseph Loneman	Millard West HS	1,420
Kevin Adler	Millard North HS	1,406

### NEW JERSEY (continued)

Tejus Pradeep	Ridge HS	2,355
Deep Dheri	Montville HS	2,095
James Weldon	Delbarton School	2,031
Zachary Klein	Montville HS	1,937
Quamir Johnson	American History HS	1,851
Adam Badrawi	Ridge HS	1,786
Jazir Beckford	American History HS	1,772
Neville Dusaj	Montville HS	1,761
Shivam Patel	Ridge HS	1,611
Liz Pires	Ridge HS	1,561
Kevin Palermo	Randolph HS	1,553
Sam Klein	Ridge HS	1,519
Zoe Pettitt	Ridge HS	1,518

### NEW MEXICO

Quinlan Cao	East Mountain HS	2,320
Jace Reynolds	East Mountain HS	1,793
Cherise Nieto	Rio Grande HS	1,498
Matthew Nicholas Davenport	Jemez Mountain Home School	1,249
Shane Gilbert	Albuquerque Academy	1,192
James Clarke	East Mountain HS	1,188

### NEW YORK

Michelle Mccarthy	Shenendehowa HS	2,755
Sammi Cannold	Byram Hills HS	2,176
Geoffrey Kristof	Scarsdale HS	1,942
Phillip Weinstein	Roslyn HS	1,827
Shai Szulanski	The Bronx HS of Science	1,723
Anastasia Kazteridis	The Bronx HS of Science	1,687
Ryan McEvoy	Regis HS	1,646
Gabriel Ferrante	Iona Preparatory	1,623
Abla Belhachmi	The Bronx HS of Science	1,611
Danny DeBois	Harrison HS	1,591
Alon Daks	Scarsdale HS	1,580
Baasil Ali Shariff	Newburgh Free Academy	1,565
Daniel Fabrizio	The Bronx HS of Science	1,547
Richard Chian	Regis HS	1,523
Alexander Kane	Regis HS	1,472
Robert Flatow	Regis HS	1,464
Ted Kim	Regis HS	1,462
Jack O'Malley	Regis HS	1,432
Nicholas Duva	Regis HS	1,381
Ryan Greene	Regis HS	1,371

### NORTH CAROLINA

Ethan Grant	Durham Academy	2,225
Alex Young	Durham Academy	1,898
Indira Puri	Durham Academy	1,873
Michael Adams	Pinecrest HS	1,817
Joseph Calder	Cary Academy	1,674
Allen Worth	Asheville HS	1,614
Jordan Curry	Pinecrest HS	1,537
Porter Nenon	Myers Park HS	1,507
Auden Lawrence	Pinecrest HS	1,490
Lauren Moore	Cary Academy	1,309
David Farrow	Charlotte Latin School	1,248
Kyle Newman	Pinecrest HS	1,242
Mark Parent	Northwest Guilford HS	1,220
Chang Sun	NC School of Science and Math	1,154
Angela Wang	Northwest Guilford HS	1,144
Zac Hoffman	Pinecrest HS	1,138

### NORTH DAKOTA

Teagan Alexander Lende	Fargo Davies HS	3,971
------------------------	-----------------	-------

# 2011-12 STATE ALL AMERICANS

## NORTH DAKOTA (continued)

Joseph Vincent Kalka	Grand Forks Central HS	3,793
Brett Johnson	Fargo Shanley HS	3,172
Nicholas Lee	Valley City HS	1,989
James Michael Cavo	Washburn HS	1,953
Anjali Lall	Fargo Davies HS	1,890

## OHIO

William Tipton	Howland HS	1,818
Bardia R. Rahmani	University School	1,786
Courtney DeRoche	Howland HS	1,725
Jayasai Rajagopal	Jackson HS	1,557
Zach Lindesmith	Central Catholic HS	1,500
Jason Makishi	Copley HS	1,500
Sally Stewart	GlenOak HS	1,404
Najeeb Ahmed	Perrysburg HS	1,397
Michael Pinkham	Wooster HS	1,392
Amanda Loucks	GlenOak HS	1,380
Anna Liebler	Perry HS	1,374
Brooke Branson	GlenOak HS	1,358
Matt Ducey	Maumee HS	1,357
Matthew Albani	Boardman HS	1,345
Daniel Rodriguez	Central Catholic HS	1,344
Pooja Podugu	Jackson HS	1,301
Taylor Marconi	Cardinal Mooney HS	1,291
Brandon Mader	Jackson HS	1,274
Tyler Luonuansuu	John F. Kennedy HS	1,267
Cameron James Colella	Saint Ignatius HS	1,241
Abby Davis	Magnificat HS	1,240
Will R. Walker	University School	1,197
Coen Cobb	Central Catholic HS	1,196
Constance Sabo	Canton McKinley HS	1,182
Prasan Srinivasan	University School	1,181
Richard Clark	Cardinal Mooney HS	1,173
Jayne Catlos	Poland Seminary HS	1,168
Sam Johnson	Jackson HS	1,167
Kathy Zhang	Solon HS	1,164
Angela Smith	Louisville Senior HS	1,150
Aly Saleh	Canfield HS	1,148
Branavan Ragunathan	GlenOak HS	1,146
Qian Wang	Mason HS	1,146

## OKLAHOMA

Bryan Ross Lynch	Quinton HS	1,774
Stephanie Milligan	Bishop McGuinness HS	1,706
Penny V. Snyder	Edmond North HS	1,553
Alex Yozzo	Bishop Kelley HS	1,493
Jimbo Ankarberg	Norman North HS	1,399
Oya Aktas	Tulsa Washington HS	1,374
Connor Rhodes	Bethany HS	1,319
Alex Sullivan	Norman North HS	1,292
Mobin Koohestani	Putnam City North HS	1,246
Jeremy Allen	Putnam City North HS	1,234
Pranav Kaul	Tulsa Washington HS	1,213
Sraeyes Sridhar	Norman North HS	1,106
Nicholas Vandivort	Tulsa Washington HS	1,090
Carl Roberts	Tulsa Washington HS	1,076
Kaleigh Long	Bartlesville Homeschool	1,068
Charles Dtkerson	Moore HS	1,061
Bailey Hein	Norman North HS	1,031
Zack Bates	Edmond Santa Fe HS	1,025
Qiyuan Sun	Edmond North HS	1,017
Nicole Turvey	Charles Page HS	1,014
Andrew Blunck	Norman HS	978

## OREGON

Sean Sakaguchi	Tigard HS	1,960
Thurman T.J. Miller	Glencoe HS	1,801
Savan Patel	Beaverton HS	1,747
Anna E Patch	North Valley HS	1,669
Jacob Pavlik	Glencoe HS	1,570
Griffin Gonzales	Cleveland HS	1,540
Kayla M. Wade	North Valley HS	1,458
Neha Dalal	Westview HS	1,457
Nishant Karandikar	Southridge HS	1,380
McKinley Rodriguez	Lincoln HS	1,379
Connor Daliposon	Century HS	1,316

## PENNSYLVANIA

Matt Rauen	Pennsbury HS	2,303
Nicholas R. Spencer	Towanda Jr.-Sr. HS	2,231
Matt Harkins	Cathedral Prep School	1,642
Anis Adnani	North Allegheny Sr. HS	1,544
Abby Deely	Freedom HS	1,528
Austin Cohen	Elk Lake HS	1,511
Ben Fait	Danville Area HS	1,472
Ryan Conrad	Danville Area HS	1,455
Katherine Zhou	North Allegheny Sr. HS	1,422
Jordan Todd	Bethel Park HS	1,378
Sean Gregory	Danville Area HS	1,357
Griffen Stewart	McDowell HS	1,328
Michael Krause	Unionville HS	1,326
Justin Wang	Pennsbury HS	1,298
Christianna Louise Friedrichsen	Sayre Area HS	1,297
Lily Zhang	North Allegheny Sr. HS	1,292
Richard Guiton	Elk Lake HS	1,286
Kevin Zhang	North Allegheny Sr. HS	1,283
Taylor Shippling	McDowell HS	1,261
Steven Zhang	Danville Area HS	1,242
Dwayne Coleman	Pittsburgh Central Catholic HS	1,241

## SOUTH CAROLINA

Abhi Pandya	Southside HS	2,351
Logan Coffey	Hillcrest HS	2,083
Wilson Fields	Hillcrest HS	1,432
Charlotte How	Riverside HS	1,387
Francine Tamakloe	Southside HS	1,322
Sarina Dodhia	Southside HS	1,321
Branden Lindsay	Southside HS	1,303
Nathan Biyani	Southside HS	1,295

## SOUTH DAKOTA

Jordan Simundson	Washington HS	2,446
Gus Campbell	Aberdeen Central HS	2,380
Jackson Erpenbach	Sioux Falls Lincoln HS	2,335
Bryant Yang	Sioux Falls Lincoln HS	2,224
Jordan Barthel	Lead-Deadwood HS	2,213
Madison-Ainsley Irene Miller	Mitchell HS	2,138
Evan Jones	Sioux Falls Lincoln HS	2,130
John Parsons	Lead-Deadwood HS	2,046
Hannah Brenden	Aberdeen Central HS	1,940
Shannon Brick	Sioux Falls Lincoln HS	1,921
Jesse Nelson	Milbank HS	1,892
Tony Welter	Sioux Falls Lincoln HS	1,833
Emily Schoenbeck	Watertown HS	1,827

## TENNESSEE

Katherine Harville	Morristown West HS	1,957
Michael Zoorob	Brentwood HS	1,737
Tyler Lawrence	Battle Ground Academy	1,595



## 2011-12 STATE ALL AMERICANS

### TENNESSEE (continued)

Kevin Kapoor	Morristown West HS	1,464
Natalie Bennie	Brentwood HS	1,398
Sam Herold	Morristown West HS	1,358
Tanner Terry	Morristown West HS	1,343
Shelby Shaw	Collierville HS	1,330
Stephen Marcus	Jefferson County HS	1,326
Lizzie Harless	St. Cecilia Academy	1,287
Rhett Spurlin	Collierville HS	1,267

### TEXAS

Carver Hodgkiss	North Lamar HS	3,756
Ryan Smith	Gregory Portland HS	3,622
Lavanya Sunder	Lamar HS - Houston	3,016
Alessandro A. Pauri	Flower Mound HS	2,967
Sydney E. Scott	Claudia Taylor Johnson HS	2,910
Ty Joplin	Cypress Woods HS	2,853
Zachary Stone	Plano West Sr. HS	2,835
Robert Jackson	Hastings HS	2,707
Eric Diep	IH Kempner HS	2,675
Eric Pool	Byron Nelson HS	2,628
Arvind Venkataraman	Carroll HS - Southlake	2,603
Mitchell Ferguson	Creekview HS	2,572
Harib Massu	Hastings HS	2,392
Drew Heugel	Lamar Consolidated HS	2,387
Shermila Kher	Big Spring HS	2,386
Ryan Peabody	Klein HS	2,351
Margaret Elizabeth Solice	Hendrickson HS	2,345
Haylee Dodson	Seminole HS	2,319
Matt Marxer	Byron Nelson HS	2,307
Reid Geissen	Lamar HS - Houston	2,262
Vegas Longlois	Richard B King HS	2,249
Zak Linzy	Central HS - San Angelo	2,223
Sanjana Puri	Flower Mound HS	2,215
Andrew McCormick	Strake Jesuit College Preparatory	2,213
Kaitlyn Bull	North Lamar HS	2,153
Charles A. Hamilton	Flower Mound HS	2,137
Paul Samuel	Carroll HS - Southlake	2,134
Caleb Gil Hester	Snyder HS	2,122
Kevin King	Creekview HS	2,119
Gregory Ross	Lamar HS - Houston	2,073
Marcela Arevalo	Klein HS	2,062
Michael Ferrer	Cypress Woods HS	2,057
Tushar Madan	Plano West Sr. HS	2,031
Andrew Evans	Cooper HS	2,029
Dustin Pittsinger	Grand Prairie HS	2,021
Zach Berru	Graham HS	2,020
Justin Ying	Plano Sr. HS	2,006
Evan Schauer	Richard B. King HS	2,004
Tanya Rajan	Newman Smith HS	2,001
Diana Pop	Newman Smith HS	1,949
Vera Ranneft	Lamar HS - Houston	1,934
Lyall Stuart	Greenhill School	1,908
Esteban Rodriguez-Vazquez	La Vernia HS	1,903
Amber Olivia Contreras	Gregory Portland HS	1,868
Michael Bazar	Centennial HS	1,852
Sabine Wakim	Stony Point HS	1,849
Arjun Mocherla	Robert E. Lee HS - Midland	1,846
Xavier Clark	Smithville HS	1,839
Brian Hodge	Cypress Falls HS	1,831
Christian Kimbell	Cypress Creek HS	1,828
Ashley Alcantara	Lamar HS - Houston	1,827
Cyrus Ghaznavi	The Parish Episcopal School	1,813
Lindsey Marie Butler	Hendrickson HS	1,801
Sean Oliver	Plano Sr. HS	1,800

### TEXAS (continued)

Clancy S. Taylor	Flower Mound HS	1,796
Deshawn Weston	Grand Prairie HS	1,793
Carunya Achar	Cypress Creek HS	1,792
John Heizelman	Strake Jesuit College Preparatory	1,770
Keni Sabath	St. Agnes Academy	1,733
Mollie Cowger	Hockaday School	1,726
Adriene Glenwood Preston	Westfield HS	1,723
Meghan Riddlespurger	Randall HS	1,716
Virginia Elizabeth Powell	Vanguard College Prep School	1,714
Juan Martinez	Grand Prairie HS	1,693
Dakota Hiltzman	Gilmer HS	1,692
Rishi Suresh	Clear Brook HS	1,678
Michelle Hoch	Cypress Woods HS	1,672
Trent Sutton	Round Rock Christian Academy	1,671
Grant James	Cypress Woods HS	1,669
Hunter Bodiford	Clear Brook HS	1,650
Forrest Hebron	Van HS	1,649
Clay Spence	Strake Jesuit College Preparatory	1,644
Ellen Hense	Pflugerville HS	1,642
Brittany Shulman	Klein Oak HS	1,628
Farrah Bara	Foster HS	1,627
Bianca Phipps	Winston Churchill HS	1,626
Nicholas Corti	Centennial HS	1,621
Garrett Faulkenberry	Vanguard College Prep School	1,614
Khamisie Green	Odessa HS	1,604
Jacob Gonzales	Crosby HS	1,600
Hannah Howard	Vanguard College Prep School	1,591
Eli Kresta	El Campo HS	1,590
Sahil Vanjani	The Parish Episcopal School	1,590
Leah Lowder	Sandra Day O'Connor HS	1,588
Michael Kohm	Carroll HS - Southlake	1,587
Tillman Huett	Pflugerville HS	1,587
Justin Stroup	Graham HS	1,584
Jeremy Dang	Strake Jesuit College Preparatory	1,579
Madeline Krebs	Ronald Reagan HS	1,575
Arjun Rawal	Whitehouse HS	1,562
Farhan Damani	Greenhill School	1,561
Waylon Cunningham	Whitehouse HS	1,557
Haley Czarnek	La Vernia HS	1,556
Andrew Levitan	L C Anderson HS	1,556
Jordan Huynh	IH Kempner HS	1,539
Sankalp Banerjee	Greenhill School	1,537
Azhar Unwala	Greenhill School	1,531
Sarah Withers	Newman Smith HS	1,530
Johnathan Dominguez	Eastwood HS	1,528
David Engleman	L C Anderson HS	1,527
Robbie Dillard	Northland Christian School	1,523
Morgan Lawson	Northland Christian School	1,510
Grace Mausser	Klein HS	1,503

### UTAH

Jeffrey Roberts	Skyline HS	1,978
Eliza McIntosh	East HS	1,613
Meili Christiansen	Beaver HS	1,474
Christopher Sundquist	Rowland Hall-St. Mark	1,448
Shaylee Tulane	Viewmont HS	1,443
Annie White	Rowland Hall-St. Mark	1,375
Jocelyn White	East HS	1,374
Jessica Oglesby	East HS	1,358
Michael Osmonovich	Viewmont HS	1,324
Landon Willey	Viewmont HS	1,321
Tess Edwards	East HS	1,320
Andre Washington	East HS	1,299
Karson Eilers	East HS	1,291

## 2011-12 STATE ALL AMERICANS

### UTAH (continued)

Alden Swallow	Clearfield HS	1,289
Josh Bennion	Sky View HS	1,276
Jacob Tucker	Rowland Hall-St. Mark	1,272
Rachel Gantz	Sky View HS	1,266
Morgan Taylor	Sky View HS	1,259
Tyler A. Roach	East HS	1,255
Chris Carver	Clearfield HS	1,216
Caroline Nielsen	Rowland Hall-St. Mark	1,216
Cameron West	Juab HS	1,214
Kaden Hensley	Bingham HS	1,182

### VERMONT

Erik Werner	Otter Valley Union HS	519
Zach Norford	Otter Valley Union HS	501

### VIRGINIA

Ben Constine	Yorktown HS	2,684
Christopher Middleton	Warwick HS	2,058
Moe Elias Alwan	Dominion HS	1,768
AK Komanduri	Dominion HS	1,676
Gustavo Sanchez	Potomac Senior HS	1,662
Chetan Mishra	Broad Run HS	1,387
Nick Lepp	Broad Run HS	1,346
Robert Dyer	Potomac Senior HS	1,303
Jay Daniel Gusman	Dominion HS	1,203
Nathan Selove	Sherando HS	1,157
Katelyn Sheehan	Lake Braddock Secondary HS	1,039
Charles Anthony Boll	Buffalo Gap HS	1,001

### WASHINGTON

Kyle Hendrix	Eastside Catholic HS	3,875
Joseette C. Bisbee	Ridgefield HS	3,224
John Holt	Eastside Catholic HS	2,694
Allison Rogers	Union HS	2,635
Jamie Barcott	Snohomish HS	2,600
Tyler J. Bieber	Ridgefield HS	2,322
Adam Kinkley	Union HS	2,318
Jacob Landsberg	Kamiak HS	2,282
Alice Huang	Kamiak HS	2,206
Robert K. Tissot	Ridgefield HS	2,030
Nathan Jenkins	Ridgefield HS	2,005
Alex Sapadin	Snohomish HS	2,000
Shannon Harris	Snohomish HS	1,915
Sarah Yates	Central Valley HS	1,914

### WISCONSIN

Aditya Trivedi	Brookfield East HS	2,866
Chih-wei Wu	Brookfield East HS	2,612
Zack Vrana	Brookfield East HS	2,585
Advik Shree Kumar	Brookfield East HS	2,246

### WISCONSIN (continued)

Grace Leppanen	Sheboygan North HS	2,216
Carson Roberts	Rufus King HS	2,066
Andrew Gegios	Whitefish Bay HS	2,056
Michael Moorhead	Appleton East HS	1,874
James Elias	Rufus King HS	1,817
Nathan Holcomb	West Bend East HS	1,666
Abhilash Sandireddy	James Madison Memorial HS	1,655
Madeline Budny	Rufus King HS	1,622
Pratyusha Kalluri	James Madison Memorial HS	1,569
Aaron M Drews	West Bend East HS	1,521
Mihir Trivedi	Brookfield East HS	1,486

### WEST VIRGINIA

Eli Lambie	Wheeling Park HS	626
Erin Jorden	Wheeling Park HS	514
Gabby Payne	Wheeling Park HS	507

### WYOMING

Ron Walsh	Green River HS	2,577
Madison Orcutt	Natrona County HS	2,514
Micah Scaling	Natrona County HS	2,337
Sarah Harris	Green River HS	2,121
Erin Shadrick	Glenrock HS	2,102
Carolyn Smylie	Douglas HS	2,052
Kyle Gilman	Powell HS	1,991
Shaya Wolf	Buffalo HS	1,954

### INTERNATIONAL AND U.S. TERRITORIES

#### CANADA

Ally Jiwon Jung	BC Academy	1,274
Yelin (Christina) Seong	BC Academy	890

#### GUAM

John Kim	Harvest Christian Academy	193
Carmen Terlaje	Academy of Our Lady of Guam	184

#### KOREA

A Young Kim	CheongShim Int'l Academy	2,424
Yoo Ji Suh	CheongShim Int'l Academy	2,261

#### MARIANAS ISLANDS

Jessica Im Lee	Marianas Baptist Academy	588
Midori Nishida	Calvary Christian Academy	553
Francis Fidelino	Marianas HS	401

#### TAIWAN

Jane Choi	Taipei American School	170
Thomas Lee	Taipei American School	150

## LARGEST SCHOOLS

	SCHOOL	COACH	STATE	STRENGTH
1	Leland High School	Gay Brasher	CA	1,098
2	Blue Valley North High School	Max H. Brown / Steven Wood	KS	969
3	The Bronx High School of Science	Jon Cruz	NY	957
4	Regis High School	Eric DiMichele	NY	911
5	Sanger High School	Karson B. Kalashian	CA	841
6	Gabrielino High School	Derek Yuill	CA	832
7	Nova High School	Lisa Miller	FL	782
8	Bellaire High School	Jay Stubbs / Russell Rach	TX	706
9	James Logan High School	Tommie Lindsey, Jr.	CA	691
10	Liberty Sr. High School	Staci Johnson	MO	683
11	Central High School - Springfield	Jack Tuckness	MO	667
12	The Harker School	Carol Green / Jonathan Peele / Greg Achten	CA	631
13	Sioux Falls Lincoln High School	Bryan Hagg	SD	620
14	Eastview High School	Todd Hering	MN	614
15	Eagan High School	Chris McDonald	MN	597
16	Shawnee Mission East High School	Trey Witt	KS	581
17	Ridge High School	David A. Yastremski	NJ	565
18	Cherry Creek High School	Martha Benham	CO	559
18	Munster High School	Don Fortner / Jordan Mayer	IN	559
20	Millard North High School	Sabrina Denney Bull	NE	557
21	Desert Vista High School	Erik Dominguez	AZ	543
22	North Allegheny Sr. High School	Sharon Volpe	PA	520
23	Downers Grove South High School	Jan Heiteen	IL	516
24	Nixa High School	John Horner	MO	505
25	George Washington High School	Maryrose Kohan	CO	494
26	Glenbrook South High School	Tara Tate / Mark Maranto	IL	479
27	Blue Springs High School	Sherri L. Shumaker	MO	477
28	Blue Springs South High School	Kelli Morrill / Katie Rucinski	MO	473
29	Aberdeen Central High School	Kerry Konda	SD	469
29	Alhambra High School	Kevin Tong	CA	469
31	Carl Sandburg High School	Dan Sackett / Laine McGraw	IL	464
32	Belton High School	Timothy J. Hughes	MO	459
33	Blue Valley High School	Chris Riffer	KS	456
34	Dougherty Valley High School	Jonathan MacMillan	CA	455
35	Chesterton High School	Robert J. Kelly	IN	454
36	Plymouth High School	David McKenzie	IN	451
37	Neosho High School	David L. Watkins	MO	448
38	Washburn Rural High School	Cynthia Burgett	KS	441
39	Manhattan High School	Shawn Rafferty	KS	440
40	Pattonville High School	Randy Pierce	MO	437
41	Valparaiso High School	Chriselle Waters	IN	436
42	Parkview High School	Nancy Wedgeworth	MO	431
43	Southside High School	Erickson L. Bynum	SC	429
43	Denver East High School	Matthew Murphy	CO	429
45	Emporia High School	Scott W. Bonnet	KS	427
46	St. Thomas Aquinas High School	Jennifer Kwasman	FL	426
47	Apple Valley High School	Pam Cady Wycoff	MN	421
47	Valley Center High School	Gavin Couvelha	KS	421
49	Miramonte High School	Kristen Plant	CA	420
50	Green Valley High School	Scott Ginger	NV	417

## LARGEST NUMBER OF NEW DEGREES

	SCHOOL	COACH	STATE	DEGREES
1	The Bronx High School of Science	Jon Cruz	NY	386
2	Leland High School	Gay Brasher	CA	372
3	Gabrielino High School	Derek Yuill	CA	368
4	Blue Valley North High School	Max H. Brown / Steven Wood	KS	362
5	Regis High School	Eric DiMichele	NY	306
6	Sanger High School	Karson B. Kalashian	CA	259
7	Eagan High School	Chris McDonald	MN	258
8	Sioux Falls Lincoln High School	Bryan Hagg	SD	248
9	Liberty Sr. High School	Staci Johnson	MO	247
9	The Harker School	Carol Green / Jonathan Peele / Greg Achten	CA	247
11	Nova High School	Lisa Miller	FL	244
12	Cherry Creek High School	Martha Benham	CO	235
13	Carl Sandburg High School	Dan Sackett / Laine McGraw	IL	231
14	Central High School - Springfield	Jack Tuckness	MO	229
15	James Logan High School	Tommie Lindsey, Jr.	CA	226
16	North Allegheny Sr. High School	Sharon Volpe	PA	219
17	Blue Valley West High School	Arianne G. Fortune	KS	217
18	Desert Vista High School	Erik Dominguez	AZ	216
19	Ridge High School	David A. Yastremski	NJ	212
20	Munster High School	Don Fortner / Jordan Mayer	IN	207
21	Torrey Pines High School	Jeffrey Kwong	CA	204
22	Dougherty Valley High School	Jonathan MacMillan	CA	202
22	Valley Center High School	Gavin Couvelha	KS	202
24	Southside High School	Erickson L. Bynum	SC	200
25	Sky View High School	Matthew Gillespie	UT	199
26	Blue Springs South High School	Kelli Morrill / Katie Rucinski	MO	198
27	Eastview High School	Todd Hering	MN	195
27	Riverside High School	David Dejesa	SC	195
29	Perry High School	Kathleen A. Patron	OH	193
30	George Washington High School	Maryrose Kohan	CO	192
30	Alhambra High School	Kevin Tong	CA	192
32	Millard North High School	Sabrina Denney Bull	NE	186
33	Bellaire High School	Jay Stubbs / Russell Rach	TX	182
33	Shawnee Mission East High School	Trey Witt	KS	182
35	San Marino High School	Matthew T. Slimp	CA	177
36	Hendrickson High School	Kirsten Nash	TX	175
37	Appleton East High School	Michael Traas	WI	172
37	Arcadia High School	Ashley Novak	CA	172
39	Blue Springs High School	Sherri L. Shumaker	MO	170
39	Alpharetta High School	David Gay	GA	170
41	New Trier Township High School	P.J. Samorian	IL	169
41	Palo Verde High School	Shiela Berselli	NV	169
43	Neosho High School	David L. Watkins	MO	167
44	Bingham High School	Carol Shackelford	UT	166
45	Denver East High School	Matthew Murphy	CO	165
45	Liberty North High School	Sean Nicewaner	MO	165
47	Valparaiso High School	Chriselle Waters	IN	163
47	Campus High School	Robert D. Nordyke	KS	163
49	Freedom High School	Philip Sessoms	VA	162
50	Lakeville North High School	Jennifer Baese	MN	161



## CHAPTER HONOR SOCIETIES

### ■ MILLENIUM SOCIETY

*(Recognizing chapters achieving 1,000 or more members and degrees)*

Leland High School	Gay Brasher	CA	1,098
--------------------	-------------	----	-------

### ■ NOBLE 9 SOCIETY

*(Recognizing chapters achieving 900 or more members and degrees)*

Blue Valley North High School	Max H. Brown / Steven Wood	KS	969
The Bronx High School of Science	Jon Cruz	NY	957
Regis High School	Eric DiMichele	NY	911

### ■ ELITE 8 SOCIETY

*(Recognizing chapters achieving 800 or more members and degrees)*

Sanger High School	Karson B. Kalashian	CA	841
Gabrielino High School	Derek Yuill	CA	832

### ■ LUCKY 7 SOCIETY

*(Recognizing chapters achieving 700 or more members and degrees)*

Nova High School	Lisa Miller	FL	782
Bellaire High School	Jay Stubbs / Russell Rach	TX	706

### ■ PINNACLE SOCIETY

*(Recognizing chapters achieving 600 or more members and degrees)*

James Logan High School	Tommie Lindsey, Jr.	CA	691
Liberty Sr. High School	Staci Johnson	MO	683
Central High School - Springfield	Jack Tuckness	MO	667
The Harker School	Carol Green / Jonathan Peele / Greg Achten	CA	631
Sioux Falls Lincoln High School	Bryan Hagg	SD	620
Eastview High School	Todd Hering	MN	614

### ■ PENTAGON SOCIETY

*(Recognizing chapters achieving 500 or more members and degrees)*

Eagan High School	Chris McDonald	MN	597
Shawnee Mission East High School	Trey Witt	KS	581
Ridge High School	David A. Yastremski	NJ	565
Cherry Creek High School	Martha Benham	CO	559
Munster High School	Don Fortner / Jordan Mayer	IN	559
Millard North High School	Sabrina Denney Bull	NE	557
Desert Vista High School	Erik Dominguez	AZ	543
North Allegheny Sr. High School	Sharon Volpe	PA	520
Downers Grove South High School	Jan Heiteen	IL	516
Nixa High School	John Horner	MO	505

## CHAPTER HONOR SOCIETIES

### ■ SOCIÉTÉ DE 400

*(Recognizing chapters achieving 400 or more members and degrees)*

George Washington High School	Maryrose Kohan	CO	494
Glenbrook South High School	Tara Tate / Mark Maranto	IL	479
Blue Springs High School	Sherri L. Shumaker	MO	477
Blue Springs South High School	Kelli Morrill / Katie Rucinski	MO	473
Aberdeen Central High School	Kerry Konda	SD	469
Alhambra High School	Kevin Tong	CA	469
Carl Sandburg High School	Dan Sackett / Laine McGraw	IL	464
Belton High School	Timothy J. Hughes	MO	459
Blue Valley High School	Chris Riffer	KS	456
Dougherty Valley High School	Jonathan MacMillan	CA	455
Chesterton High School	Robert J. Kelly	IN	454
Plymouth High School	David McKenzie	IN	451
Neosho High School	David L. Watkins	MO	448
Washburn Rural High School	Cynthia Burgett	KS	441
Manhattan High School	Shawn Rafferty	KS	440
Pattonville High School	Randy Pierce	MO	437
Valparaiso High School	Chriselle Waters	IN	436
Parkview High School	Nancy Wedgeworth	MO	431
Southside High School	Erickson L. Bynum	SC	429
Denver East High School	Matthew Murphy	CO	429
Emporia High School	Scott W. Bonnet	KS	427
St. Thomas Aquinas High School	Jennifer Kwasman	FL	426
Apple Valley High School	Pam Cady Wycoff	MN	421
Valley Center High School	Gavin Couvelha	KS	421
Miramonte High School	Kristen Plant	CA	420
Green Valley High School	Scott Ginger	NV	417
Perry High School	Kathleen A. Patron	OH	414
Claremont High School	David Chamberlain	CA	410
Olathe Northwest High School	Josh Anderson	KS	406
Appleton East High School	Michael Traas	WI	405
Bellarmino College Prep	Kim Jones	CA	405
Jackson High School	Leslie M. Muhlbach	OH	404

### ■ SOCIÉTÉ DE 300

*(Recognizing chapters achieving 300 or more members and degrees)*

Syosset High School	Lydia Esslinger	NY	399
Salina High Central	Nicholas Owen	KS	399
Bingham High School	Carol Shackelford	UT	397
Homewood-Flossmoor High School	Joshua Brown	IL	397
Mountain Home High School	John Petti	ID	394
Canfield High School	Jeremy M. Hamilton	OH	391
Liberty North High School	Sean Nicewaner	MO	390
Campus High School	Robert D. Nordyke	KS	389
New Trier Township High School	P.J. Samorian	IL	389
San Marino High School	Matthew T. Slimp	CA	381
Monte Vista High School - Danville	David J. Matley	CA	378
Lynbrook High School	Ryan Lawrence	CA	374

## CHAPTER HONOR SOCIETIES

### ■ SOCIÉTÉ DE 300

(continued)

Independence Truman High School	Christine Adams / Kim Lenger	MO	372
Glenbrook North High School	Michael Greenstein	IL	371
Sky View High School	Matthew Gillespie	UT	371
Arcadia High School	Ashley Novak	CA	370
Stoneman Douglas High School	Ryan Cole	FL	369
Palo Verde High School	Shiela Berselli	NV	365
Walt Whitman High School	Ari Parker	MD	363
William P. Clements High School	Renita Johnson	TX	358
Brookfield East High School	Mary Wacker	WI	358
University School	Steven Schappaugh	FL	357
Carlsbad High School	Minnia Curtis	CA	356
Raytown South High School	Matt Good / Maureen Woods	MO	354
Riverside High School	David Dejesa	SC	352
Blue Valley West High School	Arianne G. Fortune	KS	349
Lakeville North High School	Jennifer Baese	MN	345
Wichita East High School	Vickie Fellers	KS	345
Western High School	Nancy Dean	FL	342
Green River High School	Carina Coates	WY	339
Skyline High School	Judie Roberts	UT	339
Lake Highland Preparatory	George Clemens	FL	337
Dowling Catholic High School	Timothy E. Sheaff	IA	337
Watertown High School	Scott Walker	SD	336
Winston Churchill High School	Brian Eanes	TX	335
Rockhurst High School	Don Ramsey	MO	334
Redlands High School	Stephen Caperton	CA	333
O'Gorman High School	Teresa Fester	SD	333
Bozeman High School	James Maxwell	MT	333
Montville High School	Mary T. Gormley	NJ	331
Lincoln Southwest High School	Matt Heimes / Toni Heimes	NE	327
The Montgomery Academy	James W. Rye, III	AL	327
Hendrickson High School	Kirsten Nash	TX	327
Shrewsbury High School	Marc Rischitelli	MA	326
Park Hill South High School	Jennifer Holden	MO	326
West Des Moines Valley High School	David McGinnis	IA	325
Glacier High School	Greg Adkins	MT	325
Blackfoot High School	Cherie H Clawson	ID	324
Millard West High School	Jennifer Jerome	NE	322
Kent Denver School	Kurt MacDonald	CO	322
Lamar High School - Houston	Eloise Weisinger Blair	TX	322
Eden Prairie High School	Nancy Schmitt	MN	322
Trinity Preparatory School	Michael J. Vigars	FL	321
St. Francis High School	Mark Thul	MN	318
Fort Scott High School	Brian Weilert	KS	316
Strake Jesuit College Preparatory	Jerry Crist	TX	316
Carthage High School	Bryan Whyte	MO	315
Saint Francis High School	Douglas Dennis	CA	315
Scarsdale High School	Joe Vaughan	NY	315
Henry W. Grady High School	Mary E. (Lisa) Willoughby / Mario Herrera	GA	314
Blaine High School	Ross Eichele	MN	313
Schaumburg High School	Darrell Robin	IL	313

## CHAPTER HONOR SOCIETIES

### ■ SOCIÉTÉ DE 300

(continued)

Ft. Lauderdale High School	Jim Wakefield	FL	313
Shawnee Mission West High School	Ken King	KS	313
Topeka High School	Pamela K. McComas	KS	310
Pine View School	Shari Dodd	FL	310
Hutchinson High School	Kelly Thompson	KS	309
Chaminade High School	Bro. John McGrory	NY	308
Gig Harbor High School	Chris Coovert	WA	308
Stuyvesant High School	Julie Sheinman	NY	306
Hillcrest High School	Kari-Sue Thacker	ID	305
Fullerton Joint Union High School	Sal Tinajero	CA	305
Cary Academy	Carole Hamilton	NC	303
Cypress Woods High School	Heath Martin	TX	301
Centennial High School	Craig Austin	CA	301
Stockdale High School	Mark Regier	CA	300
Buhler High School	Jeriah Forbes	KS	300
Presentation High School	Timothy Case	CA	300

### ■ THE 200 CLUB

(Recognizing chapters achieving 200 or more members and degrees)

Manchester Essex Regional High School	Daniel Jewett	MA	299
Alpharetta High School	David Gay	GA	298
Brookings High School	Judy Kroll	SD	297
Wooster High School	William Franck	OH	296
Suncoast Comm High School	Traci Lowe	FL	293
Taravella High School	Beth Goldman / Cara Boruch-Dolan	FL	289
Millburn High School	Michael Paul	NJ	288
Newton South High School	Lisa Honeyman	MA	287
Monett High School	Marilyn Mann	MO	286
Moorhead High School	Rebecca Meyer-Larson	MN	285
Chanhassen High School	Travis Rother	MN	284
Broad Run High School	Ron Richards	VA	284
Lee's Summit West High School	Chris Miller	MO	282
American Heritage School - Plantation	David Childree	FL	282
Garden City High School	Russ Tidwell	KS	281
Arroyo High School	Terry Colvin	CA	280
Klein High School	Ryan Hennessey	TX	279
Howland High School	Thomas Williams	OH	279
Shawnee Heights High School	Aaron Dechant	KS	276
Joplin High School	Bobby Stackhouse	MO	276
Rocky Mountain High School	Melinda Schulz	ID	275
Torrey Pines High School	Jeffrey Kwong	CA	274
College Prep	Lexy Green	CA	273
Brophy College Prep	Beth Clarke	AZ	270
Carrollton High School	Richard Bracknell	GA	270
Jenks High School	Gregg Hartney	OK	269
Plano Sr. High School	Karen Wilbanks	TX	269
Olathe South High School	Catherine Smith	KS	265
Coronado High School	Emily Goodsell	NV	264



## CHAPTER HONOR SOCIETIES

### ■ THE 200 CLUB

(continued)

Solon High School	Jennifer Moore	OH	264
La Costa Canyon High School	Margaret Dubel	CA	264
Jefferson City High School	Pete Stein	MO	263
Lincoln East High School	Dutch Fichthorn	NE	263
Morristown West High School	Suzanne W. Terry	TN	262
Newton High School	David J. Williams	KS	262
Wheaton North High School	Stan Austin	IL	261
Stow-Munroe Falls High School	Suzanne E. Theisen	OH	261
Cheyenne East High School	Michael E. Starks	WY	260
Westview High School	Patrick Johnson	OR	259
Flathead High School	Karen Downes	MT	259
Washington High School	Travis Dahle	SD	259
Centerville High School	Marie A. Dzuris	OH	258
Norman North High School	Jim Ryan	OK	258
Mason High School	Melissa Donahue	OH	257
Grapevine High School	Jane G. Boyd	TX	256
Cedarburg High School	Peg Erbes	WI	255
The Pembroke Hill School	Justin Smith	MO	255
Park Hill High School	Tyler Unsell	MO	254
Pinecrest High School	Elizabeth Carter	NC	254
Highland High School	Angela Stephens	ID	251
Lawrence High School	Jeff Plinsky	KS	251
Benilde-St. Margaret's School	Kari Koshiol	MN	251
Buffalo Grove High School	Tracey Repa	IL	250
Lee's Summit North High School	Ben Jewell	MO	249
Delbarton School	Bro. Kevin M. Tidd, OSB	NJ	249
Gilmour Academy	Gay Janis	OH	249
Durham Academy	Robert Sheard	NC	248
Clovis North High School	Chad Hayden	CA	248
Eagle High School	Herby Kojima	ID	247
Cheyenne Central High School	Andrew Dennis	WY	247
Dobson High School	Michael Sobek	AZ	246
Cardinal Mooney High School	Jen Gonda	OH	245
The Meadows School	Tim Alderete	NV	245
Parkway West High School	Cara Hurst	MO	245
Glenbard West High School	Tony Crowley	IL	245
Palo Alto High School	Jennie Savage	CA	245
Skyline High School	Michael Harvey	ID	243
Sentinel High School	Libby Oliver	MT	243
Colleyville Heritage High School	David Huston	TX	243
West High School - Iowa City	Melanie Johnson	IA	242
Clovis East High School	Mikendra McCoy	CA	241
Roseville Area High School	Bret Hemmerlin	MN	241
Albuquerque Academy	Susan Ontiveros	NM	241
Hinsdale Central High School	Paul Woods	IL	240
Independence Chrisman High School	Shelia Holt	MO	240
Norman High School	Dr. Elizabeth L. Ballard	OK	240
Saratoga High School	Erick Rector / Mira Parmar	CA	239
Savannah R3 High School	Sean Berry	MO	238
Lincoln Southeast High School	Tommy L. Bender	NE	238
Wayzata High School	Gail Sarff	MN	237

## CHAPTER HONOR SOCIETIES

### ■ THE 200 CLUB

(continued)

Ransom Everglades Upper School	Doug Miller	FL	237
Bishop Miege High School	Melissa Reynolds	KS	236
Granada Hills Charter High School	Ali Taylor	CA	235
Ladue Horton Watkins High School	Molly Beck	MO	234
Granite Bay High School	Rita Prichard	CA	234
Marshall High School	Richard Purrington	MN	233
Olathe North High School	Richard M. Belske	KS	233
Des Moines Roosevelt High School	Harry W. Strong	IA	232
Palos Verdes Peninsula High School	Samantha Weiss	CA	231
Oxford Academy	Nancy Dandridge	CA	231
Seven Lakes High School	Charli Gilbreath / Lori Zabor	TX	231
Overland High School	Christine Jones	CO	229
Myers Park High School	Andrew West	NC	229
Lowell High School	Terence M. Abad	CA	228
Downers Grove North High School	Missy Carlson	IL	227
Davis High School	LeeAnn Hyer	UT	227
Valor Christian High School	Zach Gautier	CO	227
East Mountain High School	Trey Smith	NM	226
Kokomo High School	Jenifer Scott	IN	226
Lamp High School	Christopher A. Colvin	AL	226
Hoover High School	Missy Stertzbach / Jennifer Manion	OH	226
Danville High School	Steve Meadows	KY	226
Kickapoo High School	Teresa E. Sparkman	MO	225
Fishers High School	Matt Rund	IN	225
Oak Ridge High School	Deanne Christensen	TX	225
La Cueva High School	Taylor Bui	NM	225
The Culver Academies	M. L. Barnes	IN	224
Vestavia Hills High School	Ben Osborne	AL	224
Catholic Memorial School	Robert M. Croteau	MA	223
La Reina High School	Liz Harlacher	CA	223
Whitefish Bay High School	Shawn Matson	WI	223
Kamiah High School	Steven M. Helman	WA	222
El Dorado High School	Megan Hagaman	KS	222
Mira Loma High School	Michael Lineback	CA	221
Tulsa Washington High School	K. R. McCracken	OK	221
Westlake High School	Michael Harlan	TX	221
Rowland Hall-St. Mark	Michael Shackelford	UT	221
Lakewood High School	Gregory N. Davis	CO	220
Blue Valley Northwest High School	Stephanie Heady	KS	218
Comeaux High School	Sandra Broussard / Lisa Jones	LA	217
Cypress Bay High School	Megan West	FL	216
Natrona County High School	Mary Hoard	WY	216
West Lafayette High School	Aaron P. Smith	IN	216
Lawrence Free State High School	Jo Ball	KS	216
Mitchell High School	Ronald Grimsley	SD	215
Lafayette High School	Shane Guilbeau	LA	215
Gregory Portland High School	Charlotte E. Brown	TX	215
Goddard High School	David Abel / Laurie Hudson	KS	214
Flower Mound High School	Eric Mears / Jon Rhodes	TX	214
Wellington High School	Paul L. Gaba	FL	214
Southeast High School - Wichita	Stan Smith	KS	213

## CHAPTER HONOR SOCIETIES

### ■ THE 200 CLUB

(continued)

Rosemount Sr. High School	Cort Sylvester	MN	213
Notre Dame Academy	Patricia (Trish) Sanders	OH	213
Field Kindley Memorial High School	Darrel Harbaugh	KS	212
Liberty High School	David J. Ziegler	CA	212
Wadsworth City School	Victoria Mathews	OH	212
Salina South High School	Jody Eves	KS	212
Reno High School	Christy Larson	NV	212
Milbank High School	Douglas Tschetter	SD	211
Cypress Creek High School	J. Scott Baker	TX	211
Los Alamos High School	Margo Batha	NM	210
Oak Park and River Forest High School	Patricia A. Cheney	IL	210
Edison Computech High School	Nicole Rios	CA	210
Fairview High School	Kristina Getty	CO	210
Timber Creek High School	Beth Eskin	FL	209
Greenhill School	Aaron Timmons	TX	209
St. Michael Albertville High School	Michael Frickstad	MN	209
Foothill High School	Karen Vaughan	NV	208
Michael Krop High School	Audrey Silverman	FL	208
Rowan County Sr. High School	Brittany Stacy	KY	207
GlenOak High School	Tom Mosberger	OH	206
Ravenwood High School	Kelly Duyn	TN	206
Milton Academy	Patrice Jean-Baptiste	MA	206
Gothenburg High School	Daniel Jensen	NE	206
Adlai Stevenson High School	Erik Joerns	IL	206
IH Kempner High School	William Mason	TX	206
Snohomish High School	William Nicolay	WA	205
Raytown High School	Mark Harris	MO	205
Ben Davis High School	Samantha O'Conner	IN	205
Clear Lake High School	Martha Pierson	TX	205
Newport High School	John N. Julian, Sr.	WA	205
Raymore-Peculiar High School	Todd Schnake / Karla Penechar	MO	204
Analy High School	Lynette Williamson	CA	204
Hockaday School	Eric Melin	TX	204
Renaissance Magnet High School	Richard Zuercher	ID	204
McDowell High School	William Caugherty	PA	204
Roosevelt High School	Jennifer S. Bergan Gabor	SD	204
Kapaun Mount Carmel High School	Lynn Miller	KS	204
Dilworth Glyndon Felton High School	Kathy Martin	MN	203
Needham High School	Paul Wexler	MA	203
Seaman High School	David C. Ralph	KS	203
Harrisburg High School	Dr. Kip B. McKee	SD	202
Mountain Brook High School	Jeff W. Roberts	AL	202
Ardrey Kell High School	Maggie Koller	NC	202
Bullard High School	Milla Smith	CA	202
Westwood High School	Jeremy Martin	TX	201
Princeton High School	Jimmy L. Smith	TX	201
Andover High School	James Harris	KS	201
Turlock High School	Michele VanNieuwenhuyzen	CA	200
Hathaway Brown School	Jason Habig	OH	200
Karl G. Maeser Preparatory Academy	Cindy S. Pedersen	UT	200
Edina High School	Sheila Peterson	MN	200

# 2011-12 CHARTER CHAPTER REPORT

This report summarizes the number of new members and degrees added by each charter chapter during the school year 2011-12. It does **not** reflect the current strength of each chapter. The **"total"** column indicates accumulated members and degrees since the chapter founding or the Leading Chapter Award.

The column marked **'12** designates the chapter rank as of August 31, 2012. The column **'11** designates the chapter rank the previous year.

Each year the top chapter in accumulated members and degrees, not more than one in a district, receives the Leading Chapter Award; then its accumulated total returns to zero and it begins a new record. The symbol **(07)** indicates the last time a chapter won the Leading Chapter Award.

A school may not receive the Leading Chapter Award unless it has been a member for five years or five years have passed since last

receiving the award. If a school loses its charter status, becomes suspended or expelled, or fails to add new members and degrees during the school year, it is ineligible to receive the Leading Chapter Award. A tie in the accumulated total for the Leading Chapter Award is broken in favor of the school which enrolled the greater number of new members and degrees during that school year. This report does not contain the records of provisional or member schools.

## LEGEND:

+ Leading Chapter Award

# New or Restored Chapter

\* Lost or Suspended Charter

## DEEP SOUTH (AL)

'12	'11	Charter	New	Total
1	1	+ The Montgomery Academy ('07)	110	558
2	3	Lamp HS ('05)	79	491
3	4	The Altamont School	13	411
4	6	Mars Hill Bible School ('04)	45	323
5	5	Homewood HS ('92)	1	313
6	7	Trinity Presbyterian School	34	262
7	8	Grissom HS ('79)	34	222
8	9	Spain Park HS	33	218
9	10	Prattville HS ('08)	50	215
10	12	Ramsay HS	17	149
11	13	Vestavia Hills HS ('10)	78	147
12	11	Oak Mountain HS	0	140
13	14	Saint James School ('09)	42	98
14	2	Mountain Brook HS ('11)	73	73

## ARIZONA

'12	'11	Charter	New	Total
1	3	+ Brophy College Prep ('04)	123	709
2	2	Mountain View HS ('02)	75	676
3	4	Mesquite HS	38	606
4	9	Hamilton HS	94	599
5	6	McClintock HS ('98)	41	594
6	8	Chandler HS ('96)	46	576
7	--	# Salpointe Catholic HS ('90)	32	568
8	10	Shadow Mountain HS ('95)	21	522
9	12	Tempe Preparatory Academy	35	506
10	11	* Buena HS	0	496
11	13	Phoenix Central HS ('01)	16	457
12	14	Valley Christian HS	8	337
13	18	Dobson HS ('09)	127	328
14	15	Thunderbird HS	22	325
15	16	Catalina Foothills HS	42	300
16	17	Chandler Preparatory Academy	57	259
17	1	Desert Vista HS ('06)	216	216
18	19	River Valley HS ('07)	43	204
19	22	North Pointe Preparatory	52	186
20	20	Horizon HS	13	165
21	24	Sunnyslope HS ('05)	25	146
22	21	* Flagstaff HS ('03)	0	142
23	29	Chaparral HS ('08)	28	137
24	23	Veritas Preparatory Academy	9	131
25	21	* Sandra Day O'Connor HS	0	116
26	20	Cactus HS	26	75
27	27	Red Mountain HS ('10)	13	33

## ARKANSAS

'12	'11	Charter	New	Total
1	--	+ Bentonville HS	96	711
2	--	Fayetteville HS ('78)	69	699
3	--	Southside HS	20	387
4	--	# Monticello HS	23	132
5	--	# Rogers Heritage HS	75	75

## BIG VALLEY (CA)

'12	'11	Charter	New	Total
1	3	+ James Enochs HS	80	338
2	4	Delta Charter HS	71	329
3	5	Bear Creek HS ('05)	38	288
4	8	Turlock HS ('10)	92	179
5	6	St Mary's HS ('07)	35	159
6	10	Lodi HS ('09)	54	135
7	7	Rodriguez HS	8	109

## BIG VALLEY (CA) (continued)

'12	'11	Charter	New	Total
8	2	Central Catholic HS	21	21
9	11	* Lincoln HS ('08)	19	19

## CALIFORNIA COAST

'12	'11	Charter	New	Total
1	1	Leland HS ('08)	372	1,415
2	3	+ The Harker School ('05)	247	1,135
3	5	Monta Vista HS ('00)	57	838
4	4	Saratoga HS ('01)	53	837
5	6	Palo Alto HS	69	789
6	7	Mission San Jose HS	58	745
7	9	Bellarmino College Prep ('07)	141	740
8	8	Mountain View HS	71	676
9	10	Los Gatos HS ('95)	54	482
10	11	Westmont HS ('96)	28	422
11	15	Lynbrook HS ('09)	117	340
12	12	* Pinewood HS ('90)	5	321
13	13	Los Altos HS	55	311
14	14	Gunn Sr HS	60	294
15	16	Notre Dame HS	37	233
16	16	* Menlo Atherton HS	0	210
17	18	Saint Francis HS ('10)	82	180
18	19	Milpitas HS	91	165
19	17	Evergreen Valley HS	28	141
20	2	Presentation HS ('11)	130	130
21	--	Everest Public HS	16	32

## CAPITOL VALLEY (CA)

'12	'11	Charter	New	Total
1	3	+ Ponderosa HS ('04)	39	308
2	2	Nevada Union HS ('00)	0	307
3	4	Davis Senior HS ('01)	10	242
4	5	Sacramento Jesuit HS ('97)	4	206
5	8	Granite Bay HS ('10)	94	197
6	6	St Francis HS - Sacramento	5	193
7	7	CK McClatchy HS ('02)	20	189
8	8	Kennedy HS ('06)	4	107
9	10	Rocklin HS	10	101
10	--	# Woodcreek HS	39	100
11	11	El Dorado HS ('08)	19	71
12	1	Mira Loma HS ('11)	70	70
13	12	Oak Ridge HS ('09)	22	56

## EAST LOS ANGELES (CA)

'12	'11	Charter	New	Total
1	2	+ Arcadia HS ('04)	172	965
2	3	Arroyo HS	125	837
3	4	San Gabriel HS ('01)	37	660
4	11	Gabrielino HS ('10)	368	647
5	5	Schurr HS ('98)	45	642
6	6	Polytechnic School	39	565
7	8	Garfield HS	21	498
8	8	* Esperanza HS ('97)	0	492
9	15	San Marino HS ('09)	177	387
10	12	California HS - Whittier	60	337
11	9	Downey HS	0	329
12	13	Mark Keppel HS ('07)	17	278
13	14	* Ribet Academy College Prep	0	211
14	16	Damien HS ('08)	53	200
15	1	Alhambra HS ('11)	192	192
16	17	La Puente HS	26	82
17	--	# South East HS	20	51

## SAN BAY (CA)

'12	'11	Charter	New	Total
1	4	+ College Prep ('97)	77	950
2	2	Head-Royce School	23	923
3	3	Sonoma Valley HS	17	912
4	6	Analy HS	55	819
5	5	George Washington HS ('93)	19	801
6	7	Mercy HS	16	749
7	9	James Logan HS ('09)	226	712
8	8	Miramonte HS ('07)	155	699
9	11	Dougherty Valley HS	202	540
10	10	Lowell HS ('06)	70	481
11	--	Bishop O'Dowd HS	54	472
12	12	St Vincent De Paul HS ('03)	83	376
13	12	El Cerrito HS ('00)	39	332
14	14	Irvington HS	0	248
15	15	Bentley School	36	214
16	17	Windsor HS	55	157
17	16	San Ramon Valley HS ('08)	33	141
18	1	Monte Vista HS - Danville ('11)	126	126
19	18	Pinole Valley HS ('10)	63	123
20	--	# Sonoma Academy	39	76
21	--	# Albany HS	48	58

## SIERRA (CA)

'12	'11	Charter	New	Total
1	--	+ # North HS - Bakersfield	16	709
2	3	Liberty HS	65	621
3	2	* Buchanan HS	0	598
4	4	Ridgeview HS	31	565
5	5	Bullard HS ('01)	63	510
6	6	Stockdale HS ('04)	122	507
7	8	Edison Computech HS ('07)	117	355
8	--	# Clovis HS ('93)	17	354
9	7	Clovis North HS	86	349
10	1	Sanger HS ('11)	259	259
10	12	Clovis East HS ('09)	71	259
12	10	Bakersfield HS ('08)	41	247
13	9	Clovis West HS ('03)	0	212
13	11	East Bakersfield HS ('05)	13	212
15	16	Centennial HS ('10)	120	195
16	13	Frontier HS	6	168
17	14	* Bakersfield Christian HS	21	114
18	15	Independence HS	5	93
19	--	# University HS - Fresno	11	59

## SOUTHERN CALIFORNIA

'12	'11	Charter	New	Total
1	4	+ Torrey Pines HS	204	794
2	3	Claremont HS ('06)	130	748
3	2	Helix Charter HS ('75)	59	721
4	5	Redlands East Valley HS	24	598
5	6	Carlsbad HS	125	517
6	8	Oxford Academy	106	429
7	7	Yucaipa HS ('05)	65	421
8	9	Carter HS	66	381
9	--	* Katella HS ('76)	0	373
10	10	Diamond Ranch HS	24	244
11	12	San Dieguito Academy ('08)	88	236
12	11	El Modena HS	35	230
13	13	Redlands HS ('10)	68	208
14	--	# Mount Miguel HS ('01)	18	178
15	14	Los Osos HS	14	163
16	17	Citrus Valley HS	15	122



# 2011-12 Charter Chapter Report

## SOUTHERN CALIFORNIA (continued)

'12	'11	Charter	New	Total
17	16	JW North HS	16	105
18	1	La Costa Canyon HS ('11)	17	97

## WEST LOS ANGELES

'12	'11	Charter	New	Total
1	2	+ Loyola HS ('01)	48	668
2	3	Cleveland HS ('96)	3	554
3	5	Sherman Oaks CES ('00)	27	513
4	7	Granada Hills Charter HS ('05)	105	500
5	8	Fullerton Joint Union HS ('08)	111	489
6	6	West HS - Torrance	21	462
7	12	Palos Verdes Peninsula HS	93	367
8	10	Narbonne HS	58	360
9	11	Brentwood School	50	346
10	9	Arroyo Grande HS ('04)	13	344
11	--	# Notre Dame HS - Sherman Oaks ('99)	84	343
12	14	Chaminade College Prep ('06)	82	294
13	13	Foothill Technology HS	22	285
14	15	Torrance HS	29	215
15	16	* Harvard Westlake HS ('97)	0	183
16	17	Oaks Christian School	18	147
17	16	Valencia HS	1	140
18	19	Honor Academics	19	108
18	18	Comm Charter Early College HS	15	108
20	--	# Crescenta Valley HS	54	90
21	1	La Reina HS ('11)	61	61
22	20	* Campbell Hall HS	0	60
23	22	Burbank HS ('10)	33	33
24	21	North Torrance HS ('09)	6	25

## COLORADO

'12	'11	Charter	New	Total
1	1	+ Cherry Creek HS ('07)	235	993
2	5	Chaparral HS	4	421
3	9	Smoky Hill HS ('00)	63	414
4	7	Aurora Central HS ('93)	21	392
5	11	Douglas County HS ('04)	22	327
6	--	# Grandview HS	23	301
7	12	Chatfield Senior HS ('98)	21	289
7	14	Kent Denver School ('09)	109	289
9	13	Cherokee Trail HS	57	286
10	15	Arapahoe HS ('06)	35	199
11	17	Rock Canyon HS	44	147
12	18	Castle View HS	38	127
13	19	Highlands Ranch HS ('08)	20	106
14	3	Overland HS ('11)	72	72
15	20	Gateway HS ('10)	6	10

## ROCKY MOUNTAIN-NORTH (CO)

'12	'11	Charter	New	Total
1	2	+ Rocky Mountain HS ('05)	88	617
2	3	Northridge HS	40	487
3	4	Battle Mountain HS	25	457
4	--	Fairview HS ('99)	95	445
5	5	Niwot HS ('03)	16	433
6	6	Poudre HS ('93)	33	429
7	7	Strasburg HS	15	280
8	8	Moffat County HS ('07)	33	259
9	9	Longmont HS ('06)	30	241
10	10	Steamboat Springs HS ('00)	2	201
10	12	Peak To Peak Charter School	28	201
12	--	# Silver Creek HS	25	198
13	13	Fort Collins HS ('08)	32	172
14	14	* Centaurus HS ('04)	15	140
15	--	# Alexander Dawson School	41	101
16	15	Fossil Ridge HS	27	98
17	--	# Erie HS	13	97
18	--	# Eagle Valley HS	65	84
19	17	Monarch HS ('10)	21	39
20	1	Greeley Central HS ('11)	23	23

## ROCKY MOUNTAIN-SOUTH (CO)

'12	'11	Charter	New	Total
1	2	+ Regis Jesuit HS '77	63	635
2	6	Denver East HS ('08)	165	576
3	4	Lakewood HS ('05)	67	530
4	3	George Washington HS ('09)	192	521
5	7	Mountain Vista HS	42	399
6	--	# Mullen HS ('01)	24	390
7	8	Summit HS	20	373
8	10	Standley Lake HS ('03)	31	322
9	11	Valor Christian HS	71	258
10	12	Bear Creek HS ('07)	37	223
11	13	Wheat Ridge HS ('04)	20	203
12	14	Denver School Of The Arts	29	138
13	15	Golden HS ('10)	46	89

## ROCKY MOUNTAIN-SOUTH (CO) (continued)

'12	'11	Charter	New	Total
14	1	Pomona HS ('11)	11	11

## COLORADO GRANDE

'12	'11	Charter	New	Total
1	2	+ Centennial HS ('02)	56	554
2	3	Mesa Ridge HS	39	526
3	4	Woodland Park HS ('98)	33	510
4	5	St Mary's HS	44	501
5	7	Pueblo West HS	54	442
6	--	# Widefield HS ('03)	16	417
7	6	Sierra HS ('97)	17	416
8	8	East HS - Pueblo ('93)	51	384
9	9	Pine Creek HS	19	307
10	10	The Classical Academy	67	218
11	--	# Alamosa HS	21	190
12	11	Canon City HS ('09)	63	172
13	12	Air Academy HS ('10)	63	94
14	1	La Junta HS ('11)	35	35

## WESTERN SLOPE (CO)

'12	'11	Charter	New	Total
1	2	+ Central Of Grand Junction HS ('05)	69	466
2	3	Fruita Monument HS ('99)	21	396
3	5	Delta HS ('06)	42	206
4	4	Palisade HS ('04)	21	191
5	6	Montrose HS ('08)	19	179
6	7	Ouray HS	13	170
7	8	Durango HS ('07)	28	126
8	1	Grand Junction HS ('11)	46	46

## FLORIDA MANATEE

'12	'11	Charter	New	Total
1	2	Nova HS ('08)	244	979
2	3	+ St Thomas Aquinas HS ('04)	126	751
3	6	University School ('05)	119	602
4	4	Stoneman Douglas HS ('06)	30	590
5	5	Pine Crest School ('00)	34	558
6	7	Taravella HS ('07)	73	518
7	8	Cypress Bay HS	65	431
8	9	American Heritage School - Plantation	76	359
9	11	Cooper City HS	58	254
10	13	Ft Lauderdale HS ('10)	104	247
11	10	Coral Glades HS	35	243
12	--	# North Broward Prep School	25	221
13	12	* Everglades HS	0	196
14	15	Coral Springs HS ('09)	58	112
15	1	Western HS ('11)	110	110
16	14	Monarch HS	26	86

## FLORIDA PANTHER

'12	'11	Charter	New	Total
1	3	+ Dreyfoos School Of The Arts ('02)	79	629
2	2	* Spanish River Community HS	6	573
3	4	Buchholz HS ('94)	31	550
4	5	Lake Worth Community HS	41	508
5	6	Atlantic HS ('95)	47	462
6	9	Trinity Preparatory School ('08)	102	460
7	7	Jupiter HS ('06)	69	452
8	8	Wellington HS ('05)	63	440
9	11	Timber Creek HS	91	406
10	--	# Lake Brantley HS	12	389
11	10	Winter Springs HS	8	345
12	12	Martin County HS ('01)	23	323
13	13	Palm Beach Central HS	42	287
14	15	Boca Raton Community HS	50	276
14	16	Suncoast Comm HS ('09)	91	276
16	14	American Heritage HS - Delray Beach	26	263
17	17	Jensen Beach HS	40	200
18	18	Seminole Ridge Community HS	24	169
19	20	Paul J Hagerty HS	30	164
20	19	William T Dwyer HS	10	150
21	22	Lake Mary Preparatory School	44	139
22	24	Royal Palm Beach HS ('10)	72	136
23	1	Lake Highland Preparatory ('11)	131	131
24	21	* Palm Beach Lakes HS ('07)	0	97
25	23	* Park Vista Community HS	0	68
26	25	Legacy HS	23	85

## FLORIDA SUNSHINE

'12	'11	Charter	New	Total
1	2	+ Paul R Wharton HS	41	353
2	6	Pine View School ('09)	128	352
3	4	Academy Of The Holy Names ('03)	15	307
4	3	Lakewood HS	3	297
5	--	# Gulf Breeze HS	81	272
6	5	Berkeley Preparatory School	6	271

## FLORIDA SUNSHINE (continued)

'12	'11	Charter	New	Total
7	9	Sarasota HS ('06)	19	173
8	8	Tampa Prep School ('87)	0	170
9	10	Niceville HS ('07)	5	135
10	11	St Petersburg HS ('08)	36	123
11	--	# Palm Harbor University HS	39	108
12	--	# Newsome HS	38	63
13	1	Hillsborough HS ('11)	59	59
14	13	King HS ('10)	9	35

## SOUTH FLORIDA

'12	'11	Charter	New	Total
1	3	+ Michael Krop HS ('06)	93	393
2	5	Braddock HS ('07)	76	325
3	2	Miami Southridge Senior HS ('99)	11	322
4	7	# Miami Beach Sr HS ('91)	48	286
4	6	Christopher Columbus HS ('04)	39	286
6	4	North Miami Senior HS ('97)	5	284
7	8	Belen Jesuit Prep School ('08)	86	254
8	7	* North Miami Beach Sr HS ('00)	0	199
9	1	Ransom Everglades Upper School ('11)	82	82
10	9	Miami Country Day School	0	75
10	10	* Miami Coral Park HS ('03)	3	75
12	11	Miami Palmetto HS ('09)	16	55
13	12	Coral Gables Sr High ('10)	20	30

## GEORGIA NORTHERN MOUNTAIN

'12	'11	Charter	New	Total
1	2	+ Alpharetta HS	170	572
2	3	* Evans HS	0	319
3	5	Pace Academy ('99)	42	265
4	4	Lakeview Academy	1	260
5	8	Westminster Schools ('07)	67	246
6	6	Greater Atlanta Christian School	2	218
7	7	McEachern HS ('00)	24	214
8	9	Sequoyah HS	38	198
9	--	# St Pius X Catholic HS ('00)	25	181
10	10	North Hall HS	29	170
11	13	Wheeler HS	40	127
12	11	* Calhoun HS ('05)	10	122
13	12	Dunwoody HS	10	115
14	1	Henry W Grady HS ('11)	102	102
15	15	Central Gwinnett HS ('10)	44	75
16	14	Gainesville HS ('04)	2	72
17	16	Centennial HS ('09)	6	20

## GEORGIA SOUTHERN PEACH

'12	'11	Charter	New	Total
1	4	+ Starrs Mill HS ('05)	56	308
2	2	Lincoln County HS	10	291
3	3	Northside HS ('96)	0	264
4	5	Warner Robins HS ('01)	41	261
5	6	Lee County HS ('00)	28	233
6	7	Woodward Academy ('99)	23	162
7	8	Fayette County HS ('09)	46	153
8	9	McIntosh HS ('03)	0	107
9	10	Westminster School - Augusta ('08)	28	84
10	1	Carrollton HS ('11)	79	79
11	--	# Jackson HS	23	75
12	11	Houston County HS ('10)	25	64

## PACIFIC ISLANDS

'12	'11	Charter	New	Total
1	1	Harvest Christian Academy, GU	33	331
2	2	Marianas HS, MP	16	279
3	5	CheongShim Int'l Academy, KR	77	269
4	4	Academy Of Our Lady Of Guam, GU	15	243
5	3	Marianas Baptist Academy, MP	0	237

## HAWAII

'12	'11	Charter	New	Total
1	2	+ Damien Memorial School ('93)	15	261
2	3	Punahou School ('08)	59	244
3	--	# St Andrew's Priory School	10	232
4	4	University Laboratory School ('04)	25	181
5	--	# Maryknoll HS	25	179
6	5	Kahuku High & Intermediate School ('06)	31	175
7	6	Parker School	29	163
8	7	Kamehameha Schools ('10)	75	145
9	--	# Leilehua HS ('90)	32	95
10	8	Sacred Hearts Academy ('07)	12	70
11	9	Iolani School ('09)	20	69
12	1	President William McKinley HS ('11)	13	13

## IDAHO GEM OF THE MOUNTAIN

'12	'11	Charter	New	Total
1	1	+ Centennial HS ('97)	126	718

## LEGEND:

+ Leading Chapter Award

# New or Restored Chapter

\* Lost or Suspended Charter

## IDAHO GEM OF THE MOUNTAIN (continued)

'12	'11	Charter	New	Total
2	2	Timberline HS	75	715
3	3	Capital HS ('94)	35	581
4	--	# Weiser HS	26	538
5	4	Mountain View HS	67	470
6	5	Skyview HS	21	423
7	7	Eagle HS ('07)	123	410
8	6	Bishop Kelly HS	20	381
9	9	Rocky Mountain HS	104	313
10	8	Vallivue HS	17	279
11	10	Wood River HS ('05)	52	250
12	11	Meridian HS ('06)	33	206
13	12	Renaissance Magnet HS	76	188
14	14	Boise HS ('10)	59	156
15	13	Kuna HS ('09)	24	128
16	1	Mountain Home HS ('11)	119	119
17	15	Nampa Sr HS ('08)	22	112
18	16	Columbia HS	11	98

## IDAHO MOUNTAIN RIVER

'12	'11	Charter	New	Total
1	2	+ Idaho Falls HS ('95)	40	948
2	3	Blackfoot HS ('01)	126	896
3	4	Skyline HS ('02)	115	850
4	5	Madison HS ('00)	89	810
5	6	Rigby HS	51	708
6	7	Century HS	25	641
7	8	Twin Falls HS ('92)	28	618
8	9	Burley HS	16	580
9	10	Teton HS	17	552
10	11	Fremont HS ('96)	13	479
11	12	Pocatello HS ('99)	33	425
12	13	Shelley HS	38	416
13	14	Kimberly HS	27	290
14	16	Highland HS ('09)	121	271
15	15	Bonneville HS ('08)	69	222
16	17	American Falls HS	24	124
17	1	Hillcrest HS ('11)	84	84
18	18	Sugar Salem HS ('10)	24	54

## GREATER ILLINOIS

'12	'11	Charter	New	Total
1	2	+ Pekin Comm HS ('05)	46	339
2	4	Belleville West HS ('08)	70	255
3	3	* Heyworth HS ('03)	0	225
4	5	Granite City Sr HS ('07)	46	213
5	6	Charleston HS	37	200
6	7	Harrisburg HS ('06)	44	188
7	8	Fulton HS	0	97
8	9	Normal Community West HS ('10)	50	94
9	1	University HS ('11)	68	68
10	10	Lincoln Community HS ('09)	6	32

## ILLINI (IL)

'12	'11	Charter	New	Total
1	2	+ Downers Grove South HS ('06)	159	1,011
2	3	Carl Sandburg HS ('04)	231	965
3	5	Oak Park & River Forest HS ('05)	73	785
4	4	* Naperville Central HS	0	716
5	6	Thornwood HS ('98)	40	576
6	8	Amos Alonzo Stagg HS	32	545
7	7	* Thornridge HS	0	531
8	9	Glenbard West HS ('07)	93	510
9	10	Hinsdale Central HS	108	480
10	12	# Reavis HS ('99)	58	358
11	11	Morgan Park HS	9	355
12	14	Downers Grove North HS ('08)	86	305
13	16	Homewood-Flossmoor HS ('10)	136	282
14	15	Dwight D. Eisenhower HS	52	267
15	17	Thornton Township HS ('09)	68	197
16	18	Whitney Young Magnet HS	13	112
17	--	# Streamwood HS	23	100
18	1	Wheaton North HS ('11)	89	89
19	19	IL Math And Science Academy	21	87
20	--	# CICS - Ralph Ellison HS	37	51

## NORTHERN ILLINOIS

'12	'11	Charter	New	Total
1	--	+ # Niles West HS	104	863
2	2	Adlai Stevenson HS	58	809
3	--	# Evanston Twp HS ('83)	32	777
4	7	Glenbrook North HS ('05)	147	766
5	4	Elk Grove HS ('88)	29	745
6	5	Wheeling HS ('95)	26	737
7	6	Barrington HS	35	729
8	3	Lake Forest HS	0	726
9	11	New Trier Township HS ('07)	169	625

## NORTHERN ILLINOIS (continued)

'12	'11	Charter	New	Total
10	13	Glenbrook South HS ('08)	150	603
11	11	Schaumburg HS	140	596
12	8	Loyola Academy ('90)	11	562
13	9	Maine West HS	21	542
14	10	* HD Jacobs	0	507
14	13	* John Hersey HS	0	507
16	15	Rolling Meadows HS ('99)	34	396
17	14	St Ignatius College Prep ('97)	4	371
18	16	Maine East HS ('04)	65	357
19	17	Prospect HS ('96)	79	288
20	18	William Fremd HS	24	202
21	19	Highland Park HS ('09)	36	140
22	20	Libertyville HS	48	129
23	--	# Niles North HS ('92)	59	102
24	1	Buffalo Grove HS ('11)	79	79
25	--	# Lena-Winslow HS	32	78
26	21	Maine South HS ('10)	26	56

## HOOSIER HEARTLAND (IN)

'12	'11	Charter	New	Total
1	4	+ Fishers HS	79	509
2	2	Connorsville Sr HS ('02)	54	508
3	3	Park Tudor School	28	474
4	5	Mater Dei HS ('97)	27	419
5	8	West Lafayette HS ('08)	116	308
6	6	Signature School	14	292
7	--	# Burriss Laboratory School	21	288
8	9	Southport HS ('07)	43	233
9	10	McCutcheon HS ('04)	20	209
10	11	Noblesville HS	27	198
11	13	Ben Davis HS ('10)	93	166
12	12	Lawrence Central HS ('05)	4	165
13	15	Reitz HS ('09)	34	73
14	1	Logansport HS ('11)	30	30

## HOOSIER CROSSROADS (IN)

'12	'11	Charter	New	Total
1	2	+ Warren Central HS ('00)	60	705
2	3	Lawrence North HS	81	669
3	4	Kokomo HS ('04)	39	591
4	--	# Jefferson HS ('92)	35	446
5	5	Oak Hill HS ('99)	9	245
6	7	Maconaquah HS ('06)	36	208
7	6	Carmel HS ('07)	23	207
8	9	North Central HS ('09)	54	198
9	8	Perry Meridian HS ('03)	30	190
10	10	Frankfort HS	10	142
11	11	Hamilton Southeastern HS	13	121
12	12	Central HS - Evansville ('05)	13	116
13	13	Floyd Central HS	27	111
14	14	Hamilton Heights HS ('08)	24	84
15	15	New Castle HS ('10)	38	61
16	1	Brebeuf Jesuit Preparatory School ('11)	43	43

## NORTHEAST INDIANA

'12	'11	Charter	New	Total
1	2	Chesterton HS ('08)	150	641
2	3	+ Concord HS ('00)	48	515
3	4	* R Nelson Snider HS ('95)	9	465
4	6	Northrop HS ('05)	28	381
5	5	Fort Wayne North Side HS ('96)	11	373
6	7	Homestead HS ('02)	13	241
7	8	Canterbury HS ('07)	37	227
8	9	* The Howe School ('91)	6	176
9	10	Columbia City HS ('06)	6	172
10	11	Carroll HS ('09)	49	133
11	--	# Bishop Dwenger HS	20	95
12	1	South Side HS ('11)	68	68

## NORTHWEST INDIANA

'12	'11	Charter	New	Total
1	1	+ Munster HS ('07)	207	954
2	4	Valparaiso HS ('06)	163	645
3	3	Elkhart Central HS ('93)	40	563
4	5	Dekalb HS ('90)	27	497
5	9	Plymouth HS ('10)	150	353
6	8	The Culver Academies ('08)	104	334
7	6	Westview HS	7	288
8	12	Penn HS ('09)	65	154
9	13	Bethany Christian HS	18	70
10	2	La Porte HS ('11)	59	59

## EAST IOWA

'12	'11	Charter	New	Total
1	2	+ Washington HS - Cedar Rapids ('94)	20	456
2	3	Indianola HS	32	430

## EAST IOWA (continued)

'12	'11	Charter	New	Total
3	4	Burlington Community HS ('98)	5	392
4	5	Clarke Community HS	13	312
5	6	Bettendorf HS ('05)	30	278
6	--	# Iowa City HS ('02)	41	198
7	8	Muscatine HS ('04)	38	162
8	9	* Ottumwa HS ('03)	10	114
9	10	Marshalltown HS ('09)	42	87
10	1	West HS - Iowa City ('11)	82	82
11	11	Waterloo East HS ('10)	37	59

## WEST IOWA

'12	'11	Charter	New	Total
1	3	+ Des Moines Roosevelt HS ('98)	100	626
2	2	Lincoln HS ('97)	34	581
3	6	Ankeny HS ('00)	63	523
4	5	East HS - Des Moines ('86)	33	512
5	11	Dowling Catholic HS ('07)	124	491
6	8	Ames HS	27	449
7	7	North HS ('90)	15	445
8	9	Bishop Heelan HS ('02)	54	438
9	10	* Fort Dodge HS ('95)	0	372
10	12	Okoboji Community School ('04)	47	345
11	13	* Winterset HS	10	180
12	14	CAM HS ('06)	22	109
13	1	West Des Moines Valley HS ('11)	96	96
14	15	Atlantic HS ('08)	15	83
15	17	* West HS - Sioux City ('10)	25	41

## EAST KANSAS

'12	'11	Charter	New	Total
1	2	+ Lansing HS	86	879
2	3	Shawnee Mission West HS ('03)	99	828
3	4	Olathe Northwest HS	147	813
4	5	Shawnee Mission Northwest HS ('97)	21	615
5	6	Sumner Academy ('05)	84	603
6	8	Shawnee Mission East HS ('09)	182	582
7	7	Bishop Miege HS ('05)	87	534
8	9	Paola HS	22	387
9	13	Lawrence Free State HS ('08)	126	284
10	10	Shawnee Mission North HS ('06)	55	262
11	11	Shawnee Mission South HS ('07)	65	241
12	14	Olathe South HS ('10)	91	191
13	12	De Soto HS	15	182
14	1	Lawrence HS ('11)	125	125

## KANSAS FLINT-HILLS

'12	'11	Charter	New	Total
1	2	+ Shawnee Heights HS ('98)	91	849
2	4	Junction City HS ('96)	90	828
3	6	Washburn Rural HS ('07)	135	764
4	3	* Highland Park HS ('82)	0	740
5	5	Topeka HS ('04)	91	734
6	7	Silver Lake HS ('02)	60	590
7	8	Emporia HS ('08)	139	496
8	9	Seaman HS ('06)	90	432
9	10	Manhattan HS ('09)	132	414
10	11	Topeka West HS ('05)	54	314
11	1	Hayden HS ('11)	53	53
12	12	Baldwin HS ('10)	9	28

## SUNFLOWER (KS)

'12	'11	Charter	New	Total
1	2	+ Valley Center HS ('02)	202	1,083
2	3	Campus HS ('03)	163	832
3	4	Maize HS ('04)	90	754
4	5	El Dorado HS ('01)	89	724
5	6	Bishop Carroll Catholic HS	2	628
6	7	Goddard HS ('07)	81	479
7	9	Andover Central HS	68	452
8	11	Southeast HS - Wichita ('06)	93	444
9	8	Trinity Academy	41	436
10	10	Wichita Heights HS ('00)	52	433
11	13	Wichita East HS ('08)	115	425
12	14	Andover HS ('05)	79	382
13	12	Mulvane HS	52	371
14	15	Wichita Collegiate Upper School	36	200
15	16	Maize South HS	68	177
16	19	Wichita Northwest HS ('09)	56	139
17	17	Bluestem HS	16	116
18	18	The Independent School	7	95
19	1	Kapaun Mount Carmel HS ('11)	81	81
22	--	# Sunrise Christian Academy	36	50
21	20	Remington HS ('10)	14	33

**SOUTH KANSAS**

'12	'11	Charter	New	Total
1	2	+ Fort Scott HS ('06)	95	681
2	6	Pittsburg HS ('99)	97	599
3	4	Field Kindley Memorial HS ('03)	58	595
4	5	Augusta HS	23	527
5	7	Southeast HS - Cherokee	34	426
6	9	Winfield HS ('04)	29	225
7	10	Girard HS	35	216
8	11	Pittsburg Colgan HS ('07)	62	215
9	12	Derby HS ('08)	37	186
10	14	Independence HS ('09)	40	92
11	15	Caney Valley HS ('10)	40	86
12	1	Parsons HS ('11)	39	39
13	13	* Wellington HS ('05)	0	13
14	8	* Arkansas City HS ('02)	0	8

**THREE TRAILS (KS)**

'12	'11	Charter	New	Total
1	4	Blue Valley HS ('08)	145	601
2	2	+ Olathe North HS ('03)	74	592
3	2	Olathe East HS ('04)	56	574
4	5	St Thomas Aquinas HS ('07)	61	372
5	1	Blue Valley North HS ('11)	362	362
6	6	Blue Valley West HS ('09)	217	344
7	--	# Blue Valley Southwest HS	97	161
8	8	Blue Valley Northwest HS ('10)	72	131
9	6	* St James HS	0	127

**WEST KANSAS**

'12	'11	Charter	New	Total
1	2	+ Lyons HS	49	977
2	3	Pratt HS	59	915
3	4	McPherson HS ('01)	59	880
4	6	Hutchinson HS ('03)	140	686
5	8	Salina High Central ('08)	144	602
6	9	Newton HS ('06)	91	537
7	7	Moundridge HS ('98)	20	483
8	10	Sacred Heart Jr/Sr HS	49	470
9	11	Hays HS ('02)	37	395
10	12	Liberal HS	28	353
11	13	Great Bend HS ('04)	28	274
12	12	* Chaparral HS ('05)	0	221
13	16	Salina South HS ('09)	56	202
14	17	Buhler HS ('10)	90	187
15	15	* Serling HS	0	164
16	1	Garden City HS ('11)	109	109
17	18	Haven HS ('07)	8	99

**KENTUCKY**

'12	'11	Charter	New	Total
1	2	+ Larue County HS ('92)	48	439
2	3	Boone County HS ('04)	44	391
3	6	Rowan County Sr HS ('07)	91	364
4	4	Calloway County HS ('01)	43	363
5	5	Assumption HS	31	312
6	7	Beechwood HS	38	287
7	9	Kentucky Country Day	29	256
8	12	Larry A Ryle HS	71	255
9	10	DuPont Manual HS	21	217
10	11	Paul Laurence Dunbar HS	21	213
11	--	# George Rogers Clark HS ('67)	7	212
12	13	Henry Clay HS ('93)	12	167
13	13	* Graves County HS ('05)	0	155
14	20	Paducah Tilghman HS ('08)	38	122
15	15	* Highlands HS	0	116
16	18	Fern Creek Traditional HS	5	106
17	17	* Murray HS ('00)	2	104
18	21	* Campbell County HS	0	81
19	1	Danville HS ('11)	78	78
20	22	Lafayette HS ('09)	0	39
21	23	Grant County HS ('10)	9	19

**LOUISIANA**

'12	'11	Charter	New	Total
1	2	+ Comeaux HS ('05)	72	508
2	--	# C E Byrd HS ('76)	28	467
3	3	Abbeville HS	37	430
4	4	Lafayette HS ('06)	64	419
5	--	# Pineville HS ('91)	22	400
6	5	Riverdale HS ('00)	0	331
7	6	* Kaplan HS	0	256
8	7	Jesuit New Orleans HS ('97)	23	253
9	9	Airline HS	9	167
9	8	* Bolton HS 8	8	167
11	11	Caddo Magnet HS ('02)	37	149
12	10	Ruston HS ('08)	17	144
13	12	St Thomas More HS ('09)	28	128

**LOUISIANA (continued)**

'12	'11	Charter	New	Total
14	13	Acadiana HS ('07)	17	114
15	14	Teurlings Catholic HS ('10)	28	84
16	1	Saint Augustine HS ('11)	15	15

**MAINE**

'12	'11	Charter	New	Total
1	5	+ Cape Elizabeth HS ('04)	63	245
2	2	Lewiston HS ('03)	0	243
3	3	Scarborough HS ('98)	17	215
4	4	Brunswick HS ('02)	5	198
5	9	Bangor HS ('08)	52	184
5	7	Falmouth HS	43	184
7	6	Dirigo HS	11	162
8	8	Maranacook Community School ('01)	6	142
9	10	Edward Little HS ('05)	29	138
10	14	* Orono HS ('07)	15	49
11	13	Deering HS ('09)	3	40
12	15	Cheverus HS ('10)	27	39
13	1	Poland Regional HS ('11)	27	27

**MICHIGAN**

'12	'11	Charter	New	Total
1	2	+ Grand Rapids Christian ('07)	52	318
2	3	Holland HS ('05)	48	219
3	4	Dexter HS ('08)	37	165
4	1	Portage Northern HS ('11)	59	59
5	--	# Plymouth Educational Center Prep HS	19	57
6	--	# Detroit Loyola HS	31	51
7	5	* Portage Central HS ('10)	4	29
8	6	Grand Rapids City HS ('09)	4	26

**CHESAPEAKE (MD)**

'12	'11	Charter	New	Total
1	2	+ Loyola-Blakefield HS ('05)	50	417
2	4	Baltimore City College HS ('08)	72	268
3	3	Catonsville HS ('00)	12	261
4	5	* Carver Vocational Technical HS	6	182
5	6	* Calvert Hall College HS ('01)	0	171
6	10	Walter Johnson HS ('09)	54	158
7	--	# Charles E Smith Jewish Day Sch	19	155
8	7	* Woodrow Wilson HS	0	152
9	8	* Loch Raven HS	8	142
10	9	Westminster HS	11	136
11	11	* Winter Mills HS	0	99
12	1	Walt Whitman HS ('11)	76	76
13	7	* Baltimore Talent Development	0	40
14	13	* Western HS	0	36
15	14	Winston Churchill HS ('10)	9	13

**CENTRAL MINNESOTA**

'12	'11	Charter	New	Total
1	5	+ Eastview HS ('07)	195	999
2	2	Forest Lake Sr HS ('99)	62	955
3	3	Henry Sibley HS ('73)	25	891
4	4	South HS - Minneapolis	34	840
5	9	Blaine HS	129	637
6	6	Stillwater Area HS ('90)	26	624
7	7	* Highland Park Senior HS	13	597
8	10	Roseville Area HS ('05)	102	564
9	8	St Paul Central HS	43	554
10	11	St Paul Academy & Summit School ('04)	80	520
11	13	Apple Valley HS ('08)	126	503
12	--	* Como Park HS	34	410
13	12	Anoka HS ('95)	15	393
14	17	Chanhassen HS	150	367
15	15	St Anthony Village HS ('82)	34	320
16	16	Prior Lake-Savage School-ISD719	51	318
17	14	South St Paul HS ('03)	27	314
18	20	Cottage Grove Park HS ('06)	76	257
19	18	Southwest HS	56	251
20	19	Shakopee Sr HS	35	221
21	21	Orono HS	60	154
22	--	# Washburn HS ('79)	37	129
23	1	Centennial HS ('11)	80	80
24	22	Coon Rapids HS ('10)	4	23
25	23	Mounds Park Academy ('09)	0	4

**NORTHERN LIGHTS (MN)**

'12	'11	Charter	New	Total
1	2	+ St Michael Albertville HS	81	723
2	3	Dilworth Glyndon Felton HS ('00)	49	676
3	4	Staples Motley HS	31	604
4	5	Fosston HS	13	547
5	6	Brainerd HS ('95)	24	546
6	7	Champlin Park HS	32	480
7	8	Bemidji HS	35	441

**NORTHERN LIGHTS (MN) (continued)**

'12	'11	Charter	New	Total
8	9	* Park Rapids Area HS ('98)	11	354
9	10	Grand Rapids HS ('02)	37	348
10	13	Moorhead HS ('09)	117	341
11	11	Walker HS ('05)	35	323
12	12	Buffalo HS	13	285
13	14	Andover HS	31	234
14	21	St Francis HS ('10)	76	197
15	19	East Grand Forks Sr HS	39	178
16	16	St Cloud Tech HS ('07)	19	176
17	15	* Detroit Lake HS ('01)	0	172
18	17	Belgrade-Brooten-Elrosa HS	20	171
19	18	Hawley Public Schools	10	159
20	20	Denfeld HS ('08)	27	150
21	22	Eagle Valley HS	22	130
22	--	# Maple Grove Senior HS	80	94
23	23	* Park Christian HS	15	85
24	1	Duluth East HS ('11)	61	61

**SOUTHERN MINNESOTA**

'12	'11	Charter	New	Total
1	3	+ Marshall HS ('94)	85	1,123
2	2	Wayzata HS ('98)	60	1,100
3	4	Edina HS ('01)	61	1,056
4	5	The Blake School ('87)	35	1,001
5	6	Mankato West HS ('92)	29	775
6	8	Benilde-St Margaret's School ('02)	83	745
7	7	Worthington Sr HS ('78)	10	741
8	9	Robbinsdale Cooper HS	15	604
9	10	Mankato East HS ('93)	32	562
10	15	Lakeville North HS ('08)	161	514
11	11	Lakeville South HS	45	477
12	14	Chaska HS ('97)	86	474
13	13	River Valley HS	38	432
14	12	Dassel Cokato HS ('99)	34	431
15	17	Rosemount Sr HS ('06)	63	339
16	19	Eden Prairie HS ('09)	121	333
17	16	Fairmont HS	29	331
18	18	Bloomington Jefferson HS ('07)	44	276
19	1	Eagan HS ('11)	258	258
20	--	# Robbinsdale Armstrong HS	27	255
21	20	Hopkins HS ('04)	31	226
22	--	# Maple River HS	28	74

**MISSISSIPPI**

'12	'11	Charter	New	Total
1	2	+ St Andrew's Episcopal School ('02)	43	396
2	3	Brookhaven HS ('03)	37	329
3	6	Hattiesburg HS ('07)	82	321
4	7	Petal HS ('06)	58	289
5	4	Ridgeland HS	15	284
6	5	Long Beach HS	11	278
7	8	Laurel Christian School	42	205
8	--	# Murrah HS	39	202
9	12	Pascagoula HS	54	175
10	10	Oxford HS	42	170
11	9	* Jackson Academy 98)	0	156
12	15	Oak Grove HS ('10)	52	138
13	14	Sacred Heart Catholic School	21	133
14	10	* Laurel HS ('04)	4	132
14	13	Presbyterian Christian School	19	132
16	--	# Madison Central HS	63	113
17	--	# Tupelo HS	38	108
18	17	St Joseph Catholic School ('09)	23	81
19	--	# St Stanislaus HS	30	69
20	1	Jackson Prep School ('11)	19	19

**CARVER-TRUMAN (MO)**

'12	'11	Charter	New	Total
1	4	+ Carthage HS ('99)	112	741
2	6	Neosho HS ('07)	167	734
3	2	Seneca HS	30	678
4	8	Republic HS ('96)	50	542
5	7	Cassville HS ('00)	24	526
6	9	Nevada HS ('01)	27	504
7	14	Joplin HS ('08)	107	367
8	12	Purdy HS	20	341
9	13	Webb City HS ('06)	27	310
10	18	Monett HS ('09)	120	260
11	15	* Billings HS	9	192
12	16	* McDonald County HS ('04)	22	170
13	17	Clever HS	14	158
14	19	Carl Junction HS ('10)	50	97
15	1	Aurora HS ('11)	27	27

## LEGEND:

+ Leading Chapter Award

# New or Restored Chapter

\* Lost or Suspended Charter

## EASTERN MISSOURI

'12	'11	Charter	New	Total
1	2	+ Ladue Horton Watkins HS ('03)	79	717
2	3	Parkway Central HS ('94)	68	700
3	6	Pattonville HS ('07)	156	699
4	--	# Rock Bridge HS	37	686
5	4	Marquette HS ('01)	61	674
6	--	Mexico HS	19	623
7	5	Clayton HS ('96)	52	606
8	7	Jefferson City HS ('05)	92	490
9	8	Parkway West HS ('06)	84	459
10	9	Cape Girardeau Central HS ('80)	10	384
11	10	Parkway North HS ('00)	8	367
12	11	Columbia-Hickman HS ('99)	17	304
13	12	* Moberly HS	5	279
14	13	Brentwood HS	30	217
15	15	Oakville Sr HS ('08)	41	139
16	--	# St Charles West HS	16	113
17	16	Riverview Gardens HS	18	72
18	1	Parkway South HS ('11)	50	50
19	17	Ritenour HS ('09)	10	27

## HEART OF AMERICA (MO)

'12	'11	Charter	New	Total
1	2	+ Winnetonka HS	24	1,084
2	3	Maryville R-II HS	48	974
3	4	Marshall HS ('96)	48	933
4	--	# Smith-Cotton HS ('76)	11	834
5	5	Savannah R3 HS ('02)	74	803
6	6	Central HS - St Joseph ('00)	33	759
7	7	Platte County HS	27	741
8	13	Independence Truman HS ('07)	144	688
9	10	KC Oak Park HS ('03)	50	670
10	8	Saint Pius X HS	12	663
11	12	Independence Chrisman HS ('04)	80	627
12	11	* Lafayette HS - St Joseph	11	581
13	15	Salisbury R-4 HS	18	481
14	16	Park Hill South HS ('08)	98	477
15	19	Liberty Sr HS ('10)	247	476
16	14	Excelsior Springs HS	6	474
17	17	Park Hill HS ('06)	84	451
18	18	Pleasant Hill HS	35	380
19	23	Liberty North HS	165	272
20	20	Henry County R-1 HS	9	220
21	21	Kearney HS	48	206
22	24	Fort Osage HS ('09)	63	167
23	--	# Smithville R-II School District	33	124
24	22	Staley HS	11	122
25	--	# Lafayette Co C-1 HS	34	53
26	1	North Kansas City HS ('11)	20	20

## OZARK (MO)

'12	'11	Charter	New	Total
1	3	+ Kickapoo HS ('05)	79	780
2	5	Willard HS	71	764
3	4	West Plains HS ('93)	49	746
4	2	Hillcrest HS ('98)	16	736
5	6	Waynesville HS ('92)	36	722
6	9	Nixa HS ('08)	102	656
7	8	Bolivar R 1 HS ('95)	43	626
8	7	Houston HS	15	624
9	10	Branson HS	43	596
10	11	Marshfield HS	59	536
11	13	Ozark HS ('01)	50	479
12	12	Greenwood Laboratory School	27	464
13	14	Logan Rogersville HS	24	428
14	15	Parkview HS ('09)	127	421
15	16	Marion C Early R5 HS	36	296
16	1	Central HS - Springfield ('11)	229	229
17	17	* Alton HS	0	172
18	18	Glendale HS ('07)	22	166
19	19	Buffalo HS ('03)	31	160
20	20	Camdenton HS ('10)	53	129
21	--	# Gloria Deo Academy	25	74

## SHOW ME (MO)

'12	'11	Charter	New	Total
1	2	+ Lee's Summit North HS	102	975
2	4	Warrensburg HS	54	884
3	3	Harrisonville HS	24	868
4	5	The Pembroke Hill School	63	855
5	6	Notre Dame De Sion HS	36	819
6	7	The Barstow School	34	812
7	8	Raytown HS ('03)	68	752
8	9	Raytown South HS ('06)	121	698
9	11	Blue Springs HS ('08)	170	673
10	13	Blue Springs South HS ('07)	198	671
11	12	Lee's Summit West HS	111	597

## SHOW ME (MO) (continued)

'12	'11	Charter	New	Total
12	10	Ruskin HS ('91)	36	594
13	14	Lee's Summit HS ('02)	79	539
14	15	Raymore-Peculiar HS ('04)	42	397
15	16	Lincoln College Prep	20	298
16	18	Rockhurst HS ('10)	129	214
17	17	Grandview Sr HS ('09)	55	159
18	1	Belton HS ('11)	134	134
19	19	Summit Christian Academy	12	69

## MONTANA

'12	'11	Charter	New	Total
1	2	+ Helena HS ('94)	47	834
2	3	Capital HS	20	805
3	4	Hamilton HS	68	789
4	5	Butte HS ('98)	50	766
5	8	Bozeman HS ('06)	124	753
6	6	Big Sky HS	47	748
7	7	Great Falls Russell HS ('00)	47	697
8	9	Sentinel HS ('04)	77	598
9	10	Billings West HS ('03)	69	582
10	12	Glacier HS	134	577
11	11	Flathead HS ('07)	85	550
12	14	Columbia Falls HS	53	357
13	13	Havre HS ('01)	13	324
14	15	Great Falls HS ('05)	41	275
15	17	Skyview HS ('09)	73	201
16	16	Cut Bank HS	24	197
17	18	Billings Sr HS ('08)	60	182
18	19	Corvallis HS ('10)	65	148
19	1	Hellgate HS ('11)	75	75
20	20	* Billings Central Catholic HS	0	71

## NEBRASKA

'12	'11	Charter	New	Total
1	2	+ VJ & Angela Skutt Catholic HS	66	599
2	3	Marian HS ('99)	68	552
3	5	Lincoln Southwest HS ('08)	137	485
4	4	Raymond Central HS ('02)	33	437
5	--	# Omaha Brownell Talbot College Prep	28	395
6	10	Millard North HS ('10)	186	374
7	6	Fremont HS ('06)	58	361
8	7	Grand Island Senior HS ('04)	29	305
9	8	David City HS	40	277
10	9	Norfolk HS ('07)	39	263
11	11	Kearney Sr HS ('09)	33	165
12	1	Millard West HS ('11)	108	108
13	4	Northwest HS	38	71
14	--	# Fremont Mills School	5	39

## NEBRASKA SOUTH

'12	'11	Charter	New	Total
1	3	+ Mount Michael Benedictine HS	28	566
2	2	Hastings Senior HS ('97)	17	566
3	6	Lincoln Southeast HS ('01)	95	533
4	4	Pius X HS	26	497
5	7	Bellevue West HS ('03)	58	488
6	5	Ralston HS ('96)	16	469
7	9	Millard South HS ('05)	62	436
8	8	Crete HS	25	435
9	11	Lincoln North Star HS	54	392
10	10	Lincoln HS ('95)	47	391
11	12	Lincoln Northeast HS ('75)	20	323
12	13	Westside HS ('06)	43	279
13	14	Bellevue East HS ('07)	27	231
14	15	Norris Public Schools	36	196
15	16	Lincoln East HS ('10)	87	182
16	--	# Papillion-La Vista South HS	21	139
17	17	Creighton Preparatory School ('08)	37	113
18	1	Papillion-La Vista HS ('11)	57	57
19	18	Omaha Mercy HS ('09)	0	34

## GOLDEN DESERT (NV)

'12	'11	Charter	New	Total
1	1	+ Palo Verde HS ('07)	169	705
2	2	Green Valley HS ('08)	150	614
3	4	The Meadows School ('05)	62	470
4	5	Foothill HS ('06)	74	433
5	6	Moapa Valley HS	51	389
6	7	Spring Valley HS	71	377
7	8	Dixie HS	40	306
8	12	Silverado HS ('04)	65	271
9	11	Arbor View HS	53	261
10	9	Virgin Valley HS	37	257
11	10	Canyon Springs HS	33	248
12	13	Bishop Gorman HS ('02)	33	226
13	14	Coronado HS ('10)	96	195

## GOLDEN DESERT (NV) (continued)

'12	'11	Charter	New	Total
14	--	# Clark HS ('99)	29	167
15	16	Advanced Technologies Acad ('09)	36	87
16	15	* Sierra Vista HS	6	62
17	3	Valley HS ('11)	40	40
18	--	# Desert Hills HS, UT	26	26

## SAGEBRUSH (NV)

'12	'11	Charter	New	Total
1	2	* Galena HS	15	342
2	--	+ # Pau Wa Lu Middle School	42	288
3	4	Reno HS ('08)	63	285
3	3	Carson HS ('97)	22	285
5	5	Elko HS ('05)	62	273
6	7	Douglas HS ('04)	21	202
7	6	Fernley HS	3	191
8	8	Carson Valley Middle School ('06)	9	171
9	9	Spanish Springs HS	20	141
10	10	Sage Ridge School	19	103
11	10	Damonte Ranch HS	17	101
12	12	North Valleys HS	10	89
13	13	Churchill Co HS ('07)	3	64
14	15	Bishop Manogue Catholic HS ('10)	40	57
15	1	Spring Creek HS ('11)	39	39
16	14	* McQueen HS ('09)	1	23

## NEW ENGLAND (MA &amp; NH)

'12	'11	Charter	New	Total
1	2	+ Acton-Boxborough Regional HS ('99)	48	613
2	4	Manchester Essex Regional HS ('06)	109	587
3	3	Milton Academy ('03)	60	578
4	6	Newton South HS ('07)	134	481
5	5	Lincoln-Sudbury Regional HS	50	400
6	7	Shrewsbury HS ('08)	98	367
7	8	Bancroft School	37	265
8	9	Bishop Guertin HS ('04)	21	214
9	10	* Weston HS	11	201
10	13	Catholic Memorial School ('10)	70	150
11	11	Waring School	19	143
12	12	Revere HS	26	115
13	14	Sacred Heart HS ('09)	22	97
14	1	Needham HS ('11)	74	74

## NEW JERSEY

'12	'11	Charter	New	Total
1	2	+ Freehold Township HS ('03)	96	587
2	4	Matawan Regional HS ('88)	56	520
3	7	Delbarton School	95	516
4	5	Elizabeth HS ('98)	61	513
5	3	# Ridgewood HS	46	505
6	8	Randolph HS ('05)	64	453
7	6	# Arthur L. Johnson HS	4	438
8	15	Ridge HS ('10)	212	407
9	11	Millburn HS ('08)	122	383
10	9	Summit HS	80	371
11	16	Montville HS ('09)	123	304
12	10	University HS	6	290
13	12	Science HS ('06)	44	280
14	14	Princeton HS	73	269
15	13	Marlboro HS ('86)	11	224
16	18	The Hun School Of Princeton	25	166
17	17	Technology HS	8	158
18	20	Hanover Park HS ('07)	23	126
19	19	Timothy Christian School	8	124
20	22	American History HS	14	74
21	1	Bridgewater-Raritan Regional HS ('11)	39	39

## NEW MEXICO

'12	'11	Charter	New	Total
1	--	+ # St Pius X HS ('01)	23	430
2	6	Albuquerque Academy ('08)	105	320
3	4	East Mountain HS	79	312
4	5	Los Alamos HS ('07)	85	311
5	3	* Farmington HS ('98)	8	287
6	7	Rio Grande HS ('05)	20	224
7	9	Taos HS ('06)	29	203
8	11	Eldorado HS ('09)	28	108
8	10	Albq-Valley HS ('04)	0	108
10	1	La Cueva HS ('11)	90	90
11	12	Santa Fe Preparatory School	24	75

## IROQUOIS (NY)

'12	'11	Charter	New	Total
1	3	+ Franklin Central School	7	185
2	4	Towanda Jr-Sr HS, PA ('06)	28	184
3	5	Oneonta HS	23	177
4	7	Mount Mercy Academy ('01)	17	162



# 2011-12 Charter Chapter Report

## IROQUOIS (NY) (continued)

'12	'11	Charter	New	Total
5	6	Unatego Central School	13	159
6	7	Laurens Central School	5	150
7	9	Sayre Area HS, PA ('05)	23	140
8	14	Woodstock Union HS, VT	6	63
9	13	Morris Central School	0	59
10	15	R L Thomas HS ('08)	8	58
11	1	Canisius HS ('11)	18	18
12	11	* The Family Foundation School ('07)	0	11
13	17	Otter Valley Union HS, VT ('10)	4	10
13	10	* Hartford HS, VT	0	10

## NEW YORK CITY

'12	'11	Charter	New	Total
1	1	+ The Bronx High School Of Science ('07)	386	1,752
2	3	Regis HS ('08)	306	1,183
3	4	Syosset HS ('02)	154	967
4	6	Chaminade HS ('05)	113	766
5	5	Saint Joseph Hill Academy ('85)	16	726
6	7	Loyola School	37	667
7	8	Roslyn HS ('94)	65	663
8	9	Fordham Preparatory School ('58)	49	597
9	11	The Mary Louis Academy ('00)	38	482
10	10	* Sacred Heart Academy ('99)	0	456
11	12	Monsignor Farrell HS	25	438
12	14	Berkeley Carroll School	41	395
13	13	Kellenberg Memorial HS	11	379
14	15	Bronx School For Law Govt & Justice	26	339
15	16	Brooklyn Technical HS	69	333
16	--	# Collegiate School	21	253
17	18	Half Hollow Hills HS East ('06)	23	167
18	19	Bronx Preparatory Charter School	28	129
19	21	Hunter College HS ('10)	54	117
20	20	Notre Dame Academy	36	108
21	22	Cathedral Prep Seminary ('09)	33	94
22	23	UA School For Law & Justice	30	89
23	2	Stuyvesant HS ('11)	75	75

## NEW YORK STATE

'12	'11	Charter	New	Total
1	3	+ Shenendehowa HS ('93)	21	375
2	2	Pleasantville HS	7	372
3	4	Newburgh Free Academy ('02)	48	358
4	7	Iona Preparatory ('06)	42	234
5	6	* Hendrick Hudson HS ('03)	0	205
6	8	Byram Hills HS	49	194
7	9	* Academy Of Holy Names ('04)	12	123
8	1	Scarsdale HS ('11)	102	102
9	10	Harrison HS	31	94
10	11	Monticello Central HS ('10)	35	88
11	12	Convent Of The Sacred Heart, CT	17	69
12	13	Lakeland HS ('08)	0	26

## CAROLINA WEST (NC)

'12	'11	Charter	New	Total
1	2	+ Charlotte Latin School	15	287
2	5	Bishop McGuinness HS ('08)	72	270
3	3	Chase HS ('03)	36	269
4	9	Ardrey Kell HS	145	254
5	4	Asheville HS ('07)	34	252
6	7	Marvin Ridge HS	55	229
7	6	* High Point Central HS ('99)	11	193
8	12	Myers Park HS ('10)	63	166
9	10	Northwest Guilford HS ('09)	50	157
10	8	Carolina Day School	7	141
11	14	Phillip O Berry Academy Of Technology	43	121
12	--	# Providence HS ('06)	63	119
13	11	The Early College At Guilford	7	112
14	13	Calvary Baptist Day School	16	96
15	1	North Mecklenburg HS ('11)	48	48

## TARHEEL EAST (NC)

'12	'11	Charter	New	Total
1	2	+ Jack Britt HS	35	451
2	6	Cary Academy ('07)	132	399
3	3	Seventy First HS ('94)	23	384
4	5	South View HS ('00)	35	347
5	4	Massey Hill Classical HS	15	333
6	10	Pinecrest HS ('09)	119	296
7	--	# NC School Of Science & Math	39	291
8	7	* Cape Fear HS ('01)	0	263
9	8	East Chapel Hill HS ('08)	59	254
10	9	Terry Sanford HS ('06)	34	226
11	11	Pine Forest HS ('03)	0	160
12	12	HARC	22	136
13	1	Durham Academy ('11)	102	102
14	--	# Cary HS	59	87

## TARHEEL EAST (NC) (continued)

'12	'11	Charter	New	Total
15	13	East Carteret HS ('10)	42	81
16	--	# SandHoke Early College	22	40

## NORTH DAKOTA ROUGHRIDER

'12	'11	Charter	New	Total
1	3	+ Mandan HS ('04)	43	503
2	2	* Richland HS	11	490
3	4	Central Cass HS	18	472
4	5	Red River HS ('95)	17	378
5	6	Devils Lake HS	26	364
6	9	May-Port CG HS	9	337
7	11	Grand Forks Central HS ('07)	76	287
8	10	Washburn HS ('03)	30	242
9	13	Fargo Shanley HS ('08)	53	237
10	12	Valley City HS ('05)	26	219
11	14	Enderlin HS	23	203
12	15	Fargo North HS ('06)	46	177
13	16	Fargo South HS ('09)	28	156
14	17	North Sargent Public School	21	141
15	--	# Oak Grove Lutheran HS	10	129
16	20	West Fargo HS ('10)	65	128
17	18	* Bowman County HS	0	101
18	18	Milnor Public School	24	100
19	19	* Mott-Regent HS	27	92
20	--	# Kindred Public School District	20	70
21	1	Richardton-Taylor HS ('11)	47	47

## EASTERN OHIO

'12	'11	Charter	New	Total
1	2	+ Central Catholic HS ('78)	44	772
2	3	Canton McKinley HS ('92)	96	767
3	4	GlenOak HS ('02)	96	749
4	10	Perry HS ('08)	193	678
5	5	* Canton South HS ('82)	13	663
6	6	Wadsworth City School ('01)	88	651
7	--	# Revere HS ('69)	27	644
8	7	Wooster HS ('05)	109	640
9	9	Jackson HS ('07)	150	638
10	8	Cuyahoga Valley Christian Acad	28	532
11	--	# Norton HS ('91)	45	503
12	11	Carrollton HS ('04)	32	413
13	12	Highland HS	78	344
14	13	Medina Senior HS	54	256
15	14	Copley HS ('06)	30	229
16	15	Louisville Senior HS ('09)	62	218
17	16	Hoover HS ('10)	95	169
18	17	Mount Vernon HS	45	116
19	1	Stow-Munroe Falls HS ('11)	97	97

## NORTH COAST (OH)

'12	'11	Charter	New	Total
1	2	+ Edison HS	45	532
2	4	University School ('03)	57	515
3	5	Beachwood HS	42	470
4	6	Brecksville Broadview Hts HS	22	424
5	7	* Chagrin Falls HS	21	407
5	8	Laurel School	61	407
7	10	Gilmour Academy ('07)	89	391
8	9	Magnificat HS ('01)	26	357
9	12	Solon HS ('08)	103	347
10	14	Hathaway Brown School	81	321
11	11	Mentor HS	19	270
12	15	Vermilion HS ('05)	29	267
13	16	Orange HS ('04)	6	210
14	117	* Shaker Heights HS ('99)	1	198
15	18	Saint Ignatius HS ('06)	31	171
16	19	Hawken School ('09)	67	162
17	--	# Kenston HS	45	125
18	1	Rocky River HS ('11)	54	54
19	20	Olmsted Falls HS ('10)	18	50

## NORTHERN OHIO

'12	'11	Charter	New	Total
1	4	+ Canfield HS ('07)	153	597
2	2	Ursuline HS ('01)	46	586
3	3	Poland Seminary HS ('04)	44	548
4	7	Cardinal Mooney HS ('06)	103	478
5	5	Niles McKinley HS ('05)	42	461
6	6	Liberty HS	49	440
7	8	Columbiana HS	36	259
8	9	* Springfield Local HS	9	189
9	10	Boardman HS ('09)	41	158
10	11	Austintown Fitch HS ('10)	77	155
11	12	John F Kennedy HS ('08)	29	84
12	1	Howland HS ('11)	79	79

## WESTERN OHIO

'12	'11	Charter	New	Total
1	2	+ Maumee HS	52	565
2	3	Sylvania Southview HS ('98)	53	559
3	5	Gahanna-Lincoln HS ('03)	65	548
4	6	Mason HS	96	532
4	4	Upper Arlington HS ('88)	42	532
6	7	Notre Dame Academy ('04)	103	500
7	8	Whitmer HS ('95)	33	409
8	9	Middletown HS ('94)	58	353
9	11	Centerville HS ('08)	103	331
10	10	Perrysburg HS ('05)	16	262
11	13	Beavercreek HS ('06)	53	224
12	14	Wauseon HS ('07)	45	212
13	12	Bexley HS	23	209
14	16	Sylvania Northview HS ('10)	37	94
15	15	Princeton HS ('09)	28	91
16	1	Oakwood HS ('11)	54	54

## EAST OKLAHOMA

'12	'11	Charter	New	Total
1	2	+ Bishop Kelley HS ('01)	54	630
2	3	Cascia Hall Preparatory	28	592
3	--	# Union HS	43	553
4	4	Mannford HS	21	488
5	5	Charles Page HS ('95)	19	481
6	6	Owasso HS	12	473
7	10	Tulsa Washington HS ('04)	106	441
8	7	* Shawnee HS ('94)	5	422
9	9	Wilburton HS	33	385
10	12	Jenks HS ('08)	94	353
11	11	Oologah HS ('99)	27	345
12	13	Broken Arrow HS ('07)	63	284
13	14	American Christian School	16	218
14	15	Bristow HS ('88)	16	205
15	--	# Verdigris HS	22	189
16	17	Bartlesville HS ('05)	20	182
17	16	Nathan Hale Magnet School	3	173
18	18	Skiatook HS	16	172
19	19	Keys HS	31	150
20	21	Haskell HS	38	125
21	20	Sapulpa HS ('06)	11	102
22	1	Bixby HS ('11)	82	82
23	23	Muldrow HS ('09)	37	81
24	22	* Roland HS	0	78
25	--	# Riverfield Country Day School	38	77
26	24	Claremore HS ('10)	42	70

## WEST OKLAHOMA

'12	'11	Charter	New	Total
1	2	* Putnam City HS ('93)	0	688
2	3	+ Bishop McGuinness HS	48	633
3	4	* Lone Grove HS	0	582
4	5	Putnam City North HS ('98)	12	566
5	6	Okarche HS	14	544
6	8	Westmoore HS	26	510
7	9	Enid HS ('01)	22	446
8	11	Norman North HS ('08)	97	413
9	10	* Cherokee HS ('87)	0	353
10	12	Guymon HS ('04)	45	351
11	13	Bethany HS	18	300
12	16	Norman HS ('09)	103	295
13	14	Choctaw Sr HS	34	289
14	15	* Ardmore HS	3	228
15	17	Edmond North HS ('06)	62	219
16	18	Kingfisher HS ('05)	6	120
17	19	Heritage Hall School ('07)	24	111
18	22	Edmond Santa Fe HS ('10)	68	104
19	20	Southmoore HS	30	97
20	--	# Casady School	22	87
21	21	Quinton HS	19	73
22	1	Moore HS ('11)	72	72

## NORTH OREGON

'12	'11	Charter	New	Total
1	2	+ Tigard HS ('01)	37	579
2	3	Silverton HS ('99)	26	558
3	5	Century HS	51	530
4	4	McMinnville HS	14	502
5	6	Forest Grove HS	14	477
6	9	Westview HS ('06)	90	409
7	7	Canby HS ('97)	15	400
8	10	Southridge HS	32	334
9	11	Clackamas HS ('03)	53	311
10	--	# Cleveland HS	84	285
11	12	Lake Oswego HS	19	225
12	13	Lincoln HS ('00)	43	209
13	16	Glencoe HS ('08)	41	153



## LEGEND:

+ Leading Chapter Award

# New or Restored Chapter

\* Lost or Suspended Charter

## NORTH OREGON (continued)

'12	'11	Charter	New	Total
14	14	Woodrow Wilson HS	3	143
15	15	Tualatin HS ('07)	9	134
16	17	Blanchet Catholic School	14	104
17	18	Gresham-Barlow HS ('10)	28	70
18	1	Sprague HS ('11)	60	60
19	19	Beaverton HS ('09)	10	50
20	8	Oregon City HS ('98)	19	19

## SOUTH OREGON

'12	'11	Charter	New	Total
1	2	+ Mountain View HS ('01)	46	402
2	3	Summit HS	23	366
3	4	Bandon HS	36	338
4	5	Marshfield HS ('03)	6	294
5	6	North Bend Sr HS ('95)	42	289
6	7	North Eugene HS ('91)	19	261
7	10	Grants Pass HS ('98)	33	252
8	9	Butte Falls HS	22	243
9	11	North Valley HS ('06)	28	203
10	12	Willamette HS ('07)	17	187
11	13	Siuslaw HS	15	175
12	16	* Lone Community School	7	67
13	18	South Eugene HS ('08)	16	42
14	17	* Redmond HS	0	38
15	1	Ashland HS ('11)	19	19

## PENNSYLVANIA

'12	'11	Charter	New	Total
1	2	+ The Kiski School ('99)	18	305
2	3	Indiana Sr HS	12	295
3	4	Greensburg Salem HS ('04)	12	198
4	5	Hempfield Area HS ('05)	7	118
5	6	Greater Latrobe HS ('06)	21	113
6	7	Rockwood HS ('07)	21	94
7	10	Trinity HS ('09)	20	44
8	9	Norwin HS ('08)	7	37
9	8	Bellwood-Antis HS ('10)	0	35
10	1	McKeesport Area HS ('11)	22	22

## PITTSBURGH (PA)

'12	'11	Charter	New	Total
1	2	+ Mt Lebanon Sr HS ('98)	40	763
2	3	Shady Side Academy	30	644
3	4	Cathedral Prep School ('96)	10	619
4	5	Pittsburgh Central Catholic HS ('93)	46	465
5	7	Quigley Catholic HS ('00)	45	451
6	6	* Baldwin HS ('97)	0	412
7	16	North Allegheny Sr HS ('10)	219	385
8	8	Mercyhurst Prep School	14	327
9	10	Bethel Park HS ('06)	42	285
10	11	Mercer Area HS ('05)	39	272
11	9	Lakeview Christian Academy	6	257
12	12	North Catholic HS ('02)	17	246
13	15	West Allegheny HS	76	244
14	20	Upper St Clair HS ('07)	90	214
15	--	# Moon Area HS ('76)	22	201
16	14	Peters Twp HS ('01)	13	184
17	18	Pine-Richland HS ('08)	34	182
18	13	* North Hills HS ('03)	0	172
19	17	Deer Lakes HS	12	163
19	22	Fox Chapel Area HS ('09)	55	163
21	19	* Vincentian Acad Duquesne Univ. ('91)	0	129
22	21	Mars Area HS	3	117
23	1	McDowell HS ('11)	82	82
24	23	* St Joseph HS	6	73

## VALLEY FORGE (PA)

'12	'11	Charter	New	Total
1	2	+ Shikellamy HS ('00)	49	407
2	5	Pennsbury HS ('04)	42	387
3	3	E L Meyers HS	28	379
4	4	Perkiomen Valley HS	20	366
5	7	Unionville HS	54	306
6	6	Notre Dame HS	38	292
7	10	La Salle College HS ('06)	52	258
8	11	Danville Area HS ('07)	54	255
9	8	St Joseph's Preparatory School ('05)	15	246
10	9	William Tennent HS	22	234
11	12	State College HS	21	209
12	15	Abington Heights HS	42	183
13	13	* Delone Catholic HS ('03)	0	173
14	14	* Upper Merion Area HS	0	172
15	17	Holy Ghost Prep ('09)	46	163
16	20	Truman HS ('10)	68	127
17	16	* Cheltenham HS	0	126
18	18	CR North HS	59	125

## VALLEY FORGE (PA) (continued)

'12	'11	Charter	New	Total
19	19	Upper Dublin HS	17	79
20	21	* Dallastown Area HS ('08)	0	58
21	1	Southern Lehigh HS ('11)	21	21
22	--	Scranton HS ('99)	15	15

## SOUTH CAROLINA

'12	'11	Charter	New	Total
1	3	+ Riverside HS ('07)	195	576
2	2	Hillcrest HS ('03)	33	422
3	7	Bob Jones Academy ('08)	76	318
4	5	Christ Church Episcopal School	8	301
5	6	Allendale-Fairfax HS ('99)	16	283
6	8	Bishop England HS	2	242
7	--	# Barnwell HS	21	231
8	1	Southside HS ('11)	200	200
9	9	Academic Magnet HS	20	147
10	11	Mauldin HS ('10)	46	122
11	10	Williston-Elko HS	29	108
12	--	# Waccamaw HS	27	67

## NORTHERN SOUTH DAKOTA

'12	'11	Charter	New	Total
1	2	+ Mitchell HS ('01)	76	560
2	3	Milbank HS ('06)	54	454
3	4	Huron HS ('02)	33	379
4	5	Groton HS ('97)	15	352
5	6	Watertown HS ('09)	87	328
6	7	Brookings HS ('10)	98	174
7	1	Aberdeen Central HS ('11)	158	158
8	9	Madison HS ('08)	21	55
9	8	Deuel HS ('07)	0	51

## RUSHMORE (SD)

'12	'11	Charter	New	Total
1	1	Sioux Falls Lincoln HS ('08)	248	885
2	4	+ Roosevelt HS ('04)	78	591
3	3	Yankton HS ('01)	46	563
4	5	Lennox HS	34	518
5	6	Harrisburg HS	77	274
6	9	O'Gorman HS ('10)	148	260
7	8	Stevens HS ('07)	85	229
8	7	Vermillion HS ('06)	46	218
9	10	Brandon Valley HS ('09)	31	93
10	2	Washington HS ('11)	83	83

## TENNESSEE

'12	'11	Charter	New	Total
1	3	+ Brentwood HS ('00)	53	520
2	4	Dickson County HS ('01)	40	505
3	2	St Cecilia Academy	29	501
4	5	Battle Ground Academy ('99)	48	499
5	9	Morristown West HS ('06)	102	456
6	7	Collierville HS ('03)	61	445
7	6	Montgomery Bell Academy ('02)	25	441
8	8	The McCallie School	22	381
9	10	Jefferson County HS	66	359
10	11	# Rossview HS	21	266
11	12	Sullivan East HS	20	200
12	16	Seymour HS	57	184
13	13	Cookeville HS ('05)	7	158
13	14	Independence HS	13	158
15	18	Portland HS	42	139
16	15	* Morristown East HS	0	135
17	--	# Merrol Hyde Magnet School	27	127
18	19	Nashville School Of The Arts	21	98
19	1	Ravenwood HS ('11)	95	95
20	20	Brentwood Academy ('08)	32	94
21	21	Henry County HS ('09)	32	82
22	--	# White House HS	45	78
23	23	Northeast HS ('10)	22	37

## CENTRAL TEXAS

'12	'11	Charter	New	Total
1	2	+ La Vernia HS	84	504
2	3	Saint Mary's Hall HS	65	467
3	4	Smithson Valley HS	38	432
4	7	Douglas MacArthur HS ('04)	64	378
5	5	Blanco HS	20	374
6	8	James Madison HS - San Antonio ('99)	78	359
7	6	* John Jay HS	0	340
8	9	Earl Warren HS	27	249
9	10	Sandra Day O'Connor HS ('07)	33	235
10	13	Claudia Taylor Johnson HS	46	204
11	11	William H Taft HS ('01)	12	184
12	12	Devine HS	13	180
13	1	Winston Churchill HS ('11)	142	142

## CENTRAL TEXAS (continued)

'12	'11	Charter	New	Total
14	16	Ronald Reagan HS ('10)	64	133
15	15	Tom C Clark HS ('08)	41	128
16	14	* John Paul Stevens HS	18	106
17	17	Geneva School Of Boerne	55	98
18	--	# Robert E Lee HS - San Antonio ('09)	27	59

## EAST TEXAS

'12	'11	Charter	New	Total
1	2	+ Cypress Falls HS	49	860
2	5	Oak Ridge HS	126	838
3	3	Katy HS ('80)	29	834
4	--	# Crosby HS	32	780
5	7	The Woodlands HS ('99)	61	695
6	6	Klein Oak HS	49	685
7	11	William P Clements HS ('06)	153	636
8	8	Kingwood HS ('97)	77	631
9	9	Jersey Village HS ('01)	45	596
10	10	St Thomas HS	44	591
11	--	# The Woodlands College Park HS	23	487
12	--	# Reagan HS ('58)	0	474
13	14	Klein HS ('07)	116	470
14	12	Conroe HS ('87)	23	463
15	13	Northland Christian School	59	457
16	15	Cypress Springs HS	44	389
17	16	Dulles HS ('05)	37	376
18	17	Spring HS ('04)	21	330
19	19	J Frank Dobie HS ('08)	50	239
20	21	Magnolia HS	47	219
21	18	* Tomball HS	0	215
22	20	Channellview HS	36	213
23	22	Montgomery HS	26	169
24	23	James E Taylor HS ('10)	90	142
25	1	Cypress Creek HS ('11)	111	111
26	--	# Magnolia West HS	26	68
27	24	The Kinkaid School ('09)	0	12

## GULF COAST (TX)

'12	'11	Charter	New	Total
1	--	+ # Bay City HS	42	752
2	2	Gregory Portland HS ('07)	82	397
3	4	Harlingen HS South ('06)	58	349
4	3	Pharr-San Juan-Alamo HS ('93)	0	304
5	5	El Campo HS	21	284
6	5	Pharr San Juan Alamo Memorial	9	272
7	8	Calhoun HS	43	255
8	9	Richard B King HS ('04)	39	249
9	7	McAllen HS ('96)	5	225
10	--	# Wharton HS	21	217
11	11	Three Rivers HS	25	147
12	10	Columbia HS	14	145
13	12	Corpus Christi Carroll HS ('05)	22	116
14	--	# Boling HS	23	61
15	13	* Bishop HS ('02)	0	38
16	14	Angleton HS ('10)	9	37
17	1	Victoria East HS ('11)	25	25

## HEART OF TEXAS

'12	'11	Charter	New	Total
1	5	+ Hendrickson HS	175	587
2	2	Lyndon Baines Johnson HS - Austin ('95)	36	502
3	3	San Marcos HS ('92)	36	489
4	4	L C Anderson HS	60	476
5	6	James Bowie HS	41	443
6	9	Round Rock HS ('99)	31	360
7	7	* Del Valle HS ('08)	0	358
8	10	Carroll HS - Southlake ('06)	45	357
9	12	Harker Heights HS	45	315
10	11	* Burleson HS ('90)	0	291
11	--	# W B Travis HS	22	279
12	--	# John Connally HS	28	261
12	15	Westwood HS ('01)	80	261
14	--	# Dripping Springs HS	13	257
15	13	Georgetown HS ('02)	0	237
16	14	Stony Point HS	23	225
17	16	Stephen F Austin HS - Austin ('07)	47	221
18	18	Pflugerville HS ('04)	29	138
19	17	St Michael's Academy	12	124
20	19	Lake Travis HS ('10)	62	111
21	20	McNeil HS ('09)	53	99
22	--	# The Parish Episcopal School	28	79
23	--	# Cedar Ridge HS	37	77
24	1	Westlake HS ('11)	55	55

# 2011-12 Charter Chapter Report

## LBJ (TX)

'12	'11	Charter	New	Total
1	4	+ Wylie Sr HS	72	339
2	2	Graham HS	26	324
3	5	Holy Trinity Catholic HS	41	307
4	3	James Bowie HS - Arlington	12	297
5	6	Berkner HS	43	296
6	7	Smithville HS	20	265
7	11	Richardson HS ('07)	90	261
8	9	Diboll HS	0	244
9	9	* Thorndale HS	0	236
10	9	Mexia HS	19	218
11	10	Canton HS	27	215
12	12	Decatur HS	28	182
13	--	# McKinney HS	25	159
14	16	Iowa Park HS	36	127
15	17	Vanguard College Prep School ('08)	34	120
16	--	# Lake Highlands Center Dallas	54	116
16	15	McKinney Boyd HS	12	116
18	21	Round Rock Christian Academy	26	90
19	19	Whitesboro HS	20	87
20	1	Princeton HS ('11)	86	86
21	24	Summit Int'l Preparatory	40	85
22	33	* Woden HS	0	76
23	20	China Spring HS	7	72
24	--	# Saginaw HS	12	59
24	--	# Lovejoy HS	33	59
26	--	# Lindsay HS	41	57
27	--	# Melissa HS	28	55
28	--	# Connally HS	21	50
29	26	Aubrey HS ('10)	33	48
30	--	# Center HS	23	46
31	26	Pottsboro HS	12	43
31	--	# Centerville HS	19	43
33	--	# Home Educator's Outsourcing Solutions	24	35

## NORTH TEXAS LONGHORNS

'12	'11	Charter	New	Total
1	2	+ Vines HS ('98)	33	620
2	4	Jasper HS ('05)	105	563
3	3	Hillcrest HS ('73)	0	534
4	6	Naaman Forest HS	22	429
5	5	Keller HS	0	427
6	7	Lewisville HS ('95)	19	415
7	9	Edward S Marcus HS ('99)	34	397
8	10	Newman Smith HS ('00)	16	377
9	11	Plano East Senior High School ('01)	65	348
10	12	Grand Prairie HS ('04)	42	289
11	--	# Desoto HS	38	278
12	18	Centennial HS	77	244
13	13	Hockaday School ('08)	40	242
14	14	St Mark's School Of Texas ('03)	13	208
15	16	Creekview HS ('07)	33	206
16	15	John H Guyer HS	29	203
17	20	Coppell HS ('09)	78	193
18	19	Shepton HS ('06)	38	160
19	21	Colleyville Heritage HS ('10)	57	142
20	1	Flower Mound HS ('11)	73	73
21	22	Central HS - Keller	6	66

## SOUTH TEXAS

'12	'11	Charter	New	Total
1	8	+ Strake Jesuit College Preparatory ('97)	140	758
2	2	Aldine Sr HS	3	717
3	6	IH Kempner HS	66	691
4	4	Mayde Creek HS	49	683
5	9	Clear Lake HS ('02)	78	681
6	5	Clear Brook HS	47	674
7	7	Sterling HS	25	647
8	13	Bellaire HS ('09)	182	635
9	11	St Agnes Academy	37	581
10	10	Stephen F Austin HS - Sugar Land	20	573
11	12	Clear Creek HS ('87)	41	543
12	14	Monsignor Kelly Catholic HS	47	475
13	18	Lamar HS - Houston ('06)	123	474
14	15	Westside HS	27	440
15	16	Westfield HS ('05)	47	436
16	17	Cinco Ranch HS	17	398
17	18	Foster HS	33	384
18	20	Lamar Consolidated HS ('08)	56	308
19	22	Needville HS	28	215
20	23	Elkins HS ('07)	52	207
21	25	* Awity International School	0	142
22	--	# Harmony School Of Advancement	78	141
23	24	Clear Springs HS	19	93
24	1	LV Hightower HS ('11)	67	67
25	25	Friendswood HS ('10)	26	47

## SPACE CITY (TX)

'12	'11	Charter	New	Total
1	2	+ Alief Taylor HS	20	593
2	4	Alief Elsik HS ('03)	48	543
3	5	Barbers Hill HS	45	522
4	6	Kerr HS	35	494
5	7	Spring Woods HS ('96)	83	455
6	3	* Deer Park HS ('98)	0	536
7	8	Stratford HS ('00)	49	418
8	10	Seven Lakes HS	82	389
9	13	Cypress Woods HS	129	378
9	--	# A & M Consolidated HS ('01)	39	378
11	9	Cypress Ridge HS	24	369
12	12	Cy-Fair HS ('03)	29	280
13	11	* La Porte HS	0	269
14	14	William B Travis HS ('01)	16	248
15	15	Hastings HS ('07)	49	218
16	16	Memorial HS - Houston ('08)	64	205
17	--	# Houston Acad For Intl Studies	69	139
18	17	Langham Creek HS ('06)	31	138
19	--	# Eastwood Academy	28	100
20	20	Cypress Lakes HS	23	78
20	19	Andy Dekaney HS	18	78
22	18	Cypress-Ranch HS	14	77
23	--	# Waller HS	4	69
24	22	Pasadena HS ('09)	18	38
25	21	North Shore HS ('10)	0	26
26	1	Eisenhower HS ('11)	2	2

## TALL COTTON (TX)

'12	'11	Charter	New	Total
1	--	+ # Frenship HS	17	483
2	3	Central HS - San Angelo ('02)	50	449
2	4	Robert E Lee HS - Midland ('04)	58	449
4	6	Hereford HS ('01)	45	359
5	5	Borger HS	20	344
6	7	Big Spring HS ('05)	42	310
7	8	Odessa HS ('00)	26	279
8	10	Lubbock HS ('07)	82	269
9	--	# Snyder HS	38	247
10	9	Amarillo HS ('03)	26	241
11	11	Midland Christian School	13	155
12	12	Midland HS ('06)	26	139
13	13	Tascosa HS ('08)	28	106
14	15	Cooper HS ('00)	19	61
15	1	Seminole HS ('11)	55	55
16	--	# Denver City HS	5	51
17	14	Coronado HS ('09)	0	45
18	--	# Holy Cross Catholic Academy	23	30

## UIL (TX)

'12	'11	Charter	New	Total
1	3	+ All Saints Episcopal School	47	332
2	2	Athens HS	35	328
3	4	Gilmer HS	14	271
4	6	Crandall HS	52	261
5	5	Good Shepherd School	22	245
6	13	Whitehouse HS	113	234
7	11	Lindale HS ('09)	72	197
8	9	Midlothian HS	31	183
8	8	Van HS ('08)	28	183
10	7	Tyler Lee HS ('03)	12	176
11	10	Salado HS	22	156
12	12	Royce City HS ('07)	30	152
13	14	Ferris HS	30	139
14	--	# Brownsboro HS	75	115
15	16	Skyline HS & Career Development ('06)	22	102
16	15	* Wills Point HS	10	92
17	17	Hallsville HS ('10)	27	89
18	18	Bullard HS	25	82
19	19	Caddo Mills HS	13	66
20	1	North Lamar HS ('11)	38	38

## WEST TEXAS

'12	'11	Charter	New	Total
1	3	+ El Paso Coronado HS ('05)	71	343
2	4	Eastwood HS ('96)	39	308
3	5	Austin HS - El Paso	28	270
4	6	El Paso HS	21	254
5	7	# Del Valle HS - El Paso ('00)	0	218
6	8	Americas HS ('06)	33	206
7	9	Ysleta HS ('07)	39	177
8	10	Chapin HS	27	157
9	11	Franklin HS ('08)	42	140
10	--	# Burges HS ('04)	31	132
11	16	Hanks HS ('09)	7	36
12	12	Cathedral HS ('10)	14	35
13	1	Bel Air HS ('11)	21	21

## GREAT SALT LAKE (UT)

'12	'11	Charter	New	Total
1	2	+ Layton Christian Academy	11	521
2	6	Skyline HS ('08)	130	499
3	3	Salt Lake City West HS ('05)	38	491
4	5	Cottonwood HS ('03)	66	466
5	4	* Kearns HS ('97)	20	463
6	7	Lone Peak HS ('07)	85	435
7	8	* Judge Memorial Catholic HS	4	350
8	10	# Taylorsville HS ('01)	25	290
9	9	Tooele HS	11	274
10	11	Highland HS ('04)	47	260
11	12	Intermountain Christian School	13	189
12	13	East HS ('09)	28	154
13	14	Roland Hall-St Mark ('10)	83	141
14	1	Olympus HS ('11)	73	73

## SUNDANCE (UT)

'12	'11	Charter	New	Total
1	3	+ Hunter HS ('00)	95	536
2	2	Hillcrest HS ('01)	51	534
3	4	Lehi HS ('06)	72	454
4	6	Carbon HS ('00)	48	384
5	5	Juan Diego Catholic HS	11	374
6	8	Juab HS	84	318
7	9	Karl G. Maeser Preparatory Academy	91	315
8	7	* Grand County HS	0	304
9	13	Bingham HS ('10)	166	303
10	10	* Jordan HS ('04)	0	201
11	12	Waterford School	55	195
12	11	Beaver HS ('08)	48	190
13	14	Stansbury HS	50	182
14	--	# Salem Hills HS	99	131
15	15	Copper Hills HS	13	107
16	--	# American Leadership Academy	46	93
17	1	Alta HS ('11)	87	87
18	17	Riverton HS ('09)	0	65

## UTAH-WASATCH

'12	'11	Charter	New	Total
1	3	+ Sky View HS ('07)	199	775
2	2	Woods Cross HS ('95)	53	685
3	4	Layton HS ('97)	42	614
4	5	Northridge HS ('03)	52	460
5	6	Wasatch HS	53	429
6	--	# Roy HS ('92)	34	387
7	8	Weber HS ('04)	77	349
8	7	Viewmont HS '93	41	324
9	9	Syracuse HS	87	310
10	10	Clearfield HS ('08)	90	273
11	11	Bountiful HS ('06)	71	249
12	12	Logan HS ('09)	55	204
13	13	Murray HS ('10)	39	90
14	1	Davis HS ('11)	70	70

## VIRGINIA

'12	'11	Charter	New	Total
1	10	+ Broad Run HS ('07)	115	362
2	--	# Lake Braddock Secondary HS ('90)	28	356
3	8	Edison HS ('02)	79	353
4	3	Salem HS - Salem	0	320
5	6	* Chantilly HS	18	317
6	5	Charlottesville HS	4	308
6	4	* WT Woodson HS ('98)	1	308
8	7	West Springfield HS ('04)	22	300
9	12	Our Lady Of Good Counsel HS, MD ('75)	48	276
10	11	Warwick HS	29	269
11	13	Yorktown HS ('79)	36	260
12	15	Dominion HS	44	249
13	17	Montgomery Blair HS,MD	50	230
13	14	Wilson Memorial HS	20	230
15	16	Potomac Senior HS	11	207
16	22	Robinson Secondary School ('87)	40	202
17	20	Turner Ashby HS	28	201
18	21	Sherando HS ('05)	27	196
19	18	Potomac Falls HS	13	192
20	--	# James Madison HS ('99)	50	184
21	24	Randolph-Henry HS	31	182
21	23	E C Glass HS	23	182
23	--	# South Lakes HS	27	178
24	19	* Nandua HS	0	177
25	26	Fresta Valley Christian School	24	172
26	--	# Freedom HS	162	170
27	29	Briar Woods HS	38	166
28	28	Battlefield HS	18	156
29	25	Hargrave Military Academy	4	153
30	27	King George HS	5	145
31	31	John Handley HS	33	136

## LEGEND:

+ Leading Chapter Award

# New or Restored Chapter

\* Lost or Suspended Charter

## VIRGINIA (continued)

'12	'11	Charter	New	Total
32	30	West Potomac HS ('08)	9	132
33	32	Midlothian HS	29	116
34	34	Blacksburg HS ('09)	22	92
35	33	* Harrisonburg HS	3	82
36	--	# Liberty HS	13	58
37	1	Madison County HS ('11)	42	42
38	35	* Patrick Henry-Ashland HS	0	35
39	37	Thomas Jefferson HS Science & Tech ('10)	14	22

## INLAND EMPIRE (WA)

'12	'11	Charter	New	Total
1	2	+ Lake City HS, ID ('03)	64	482
2	3	University HS ('05)	62	458
3	4	Central Valley HS ('04)	53	447
4	5	Wenatchee HS ('94)	21	309
5	7	Mead HS ('06)	42	276
6	6	Walla Walla HS	26	270
7	8	Coeur D'Alene Charter Academy, ID	31	259
8	9	Gonzaga Prep HS ('08)	72	228
9	10	* Saint George's School ('87)	10	151
10	11	Chiawana HS	41	111
11	--	# Hermiston HS, OR	33	80
12	1	Coeur D'Alene HS ('11)	77	77
13	12	Mt Spokane HS ('09)	13	76
14	13	Moses Lake HS ('10)	30	61

## PUGET SOUND (WA)

'12	'11	Charter	New	Total
1	3	+ Newport HS ('93)	62	447
2	2	Kamiah HS ('06)	40	433
3	4	Sammamish HS ('74)	24	386
4	5	Snohomish HS ('07)	67	375
5	6	Mountain View HS	68	366
6	7	Mount Vernon HS ('02)	0	263
7	9	North Kitsap HS	20	250
8	8	* Shorecrest HS	0	238
9	10	Mercer Island HS ('03)	6	202
10	11	Renton HS	17	188
11	13	D D Eisenhower HS ('89)	14	177
12	14	Kentlake HS	20	175
13	12	* Nathan Hale HS	0	164
14	16	Union HS	61	156
15	15	Edmonds Heights	15	132
16	18	The Bear Creek School	39	108
17	17	Glacier Peak HS	15	87
18	21	Ridgefield HS ('10)	33	85
19	19	* Heritage HS - Vancouver	14	79
20	20	Aviation HS	17	77
21	--	# Cedar Park Christian Schools	12	51
22	1	Seattle Academy Of Arts & Science ('11)	49	49

## WESTERN WASHINGTON

'12	'11	Charter	New	Total
1	3	+ Eastside Catholic HS	59	454

## WESTERN WASHINGTON (continued)

'12	'11	Charter	New	Total
2	2	Peninsula HS ('86)	27	435
3	4	Thomas Jefferson HS ('04)	38	411
4	5	Whitestone HS, AK	18	341
5	7	Puyallup HS ('08)	29	262
6	6	Emerald Ridge HS	17	257
7	13	Gig Harbor HS ('10)	132	248
8	8	Auburn Riverside HS ('04)	16	226
9	11	Tahoma Senior HS	66	225
10	12	South Anchorage HS, AK	62	212
11	10	Auburn Senior HS ('03)	14	197
12	14	Kingston HS	57	172
13	--	# BC Academy, CN	42	153
14	--	# Juneau-Douglas HS, AK	38	113
15	18	Federal Way HS ('09)	35	111
16	15	Capital HS ('07)	10	96
17	16	* Bonnie Lake HS	0	84
18	20	Mount Rainier Lutheran HS	8	66
19	19	* The Annie Wright School	1	66
20	16	* Chugiak HS, AK	0	31
21	1	West Anchorage HS, AK ('11)	0	0

## WEST VIRGINIA

'12	'11	Charter	New	Total
1	1	Wheeling Park HS ('09)	63	173
2	3	* John Marshall HS	0	50
3	4	Parkersburg HS ('10)	24	34
4	2	Parkersburg South HS ('11)	4	4

## NORTHERN WISCONSIN

'12	'11	Charter	New	Total
1	4	+ Appleton East HS ('07)	172	593
2	2	Little Chute HS	21	581
3	1	* Algoma HS ('11)	0	573
4	6	Appleton West HS ('03)	55	460
5	5	Wauwac HS ('00)	44	453
6	3	Neenah HS	3	450
7	7	Appleton North HS	25	419
8	8	St Croix Falls HS ('93)	19	375
9	9	Xavier HS	1	228
10	10	Sheboygan South HS ('08)	62	225
11	11	Sheboygan North HS ('09)	31	127
12	12	New London HS ('06)	22	110
13	13	Hortonville HS ('10)	28	53

## SOUTHERN WISCONSIN

'12	'11	Charter	New	Total
1	2	+ Whitefish Bay HS	102	577
2	3	Madison West HS	79	456
3	4	Marquette Univ HS ('05)	19	390
4	5	James Madison Memorial HS ('07)	40	389
5	7	Middleton HS	63	385
6	6	Nicolet HS ('98)	28	353
7	9	Brookfield East HS ('09)	108	342
8	8	Rufus King HS ('06)	47	295

## SOUTHERN WISCONSIN (continued)

'12	'11	Charter	New	Total
9	10	Vincent HS	33	244
10	11	West Bend East HS ('04)	42	239
11	12	Black Hawk HS ('03)	17	207
12	16	Cedarburg HS ('10)	62	154
13	13	Bradley Tech HS	35	150
14	17	Mukwonago HS	42	131
15	13	Messmer HS	14	129
16	15	Muskego HS ('08)	17	127
17	1	West Bend West HS ('11)	43	43

## HOLE IN THE WALL (WY)

'12	'11	Charter	New	Total
1	2	+ Spearfish HS, SD	72	713
2	3	Gothenburg HS, NE	59	647
3	4	Sturgis Brown HS, SD ('99)	32	557
4	5	Cheyenne East HS ('07)	80	502
5	6	Buffalo HS ('98)	25	443
6	8	Scottsbluff HS, NE ('00)	40	400
7	7	Torrington HS ('93)	0	370
8	10	North Platte HS, NE ('06)	73	365
9	9	Campbell County HS ('05)	11	348
10	12	Lead-Deadwood HS, SD ('04)	46	259
11	11	Burwell Jr-Sr HS, NE	40	256
12	10	* Wright HS	0	239
13	13	Lexington HS, NE	11	222
14	14	Sheridan HS ('03)	18	201
15	18	Cheyenne Central HS ('10)	92	183
16	16	Cheyenne South HS	63	182
17	15	Cozad City Schools, NE	18	175
18	18	Newcastle HS ('08)	38	129
19	17	Douglas HS, SD	12	119
20	21	* Brady Public School, NE	0	58
21	21	Wheatland HS ('09)	0	25
22	1	Glenrock HS ('11)	11	11

## WIND RIVER (WY)

'12	'11	Charter	New	Total
1	2	+ Rock Springs HS ('93)	43	699
2	3	Saratoga HS	19	623
3	4	Evanston HS ('00)	24	619
4	5	Kelly Walsh HS ('99)	36	530
5	6	Hot Springs Co HS ('92)	28	515
6	7	* Shoshoni HS	2	446
7	9	Green River HS ('09)	124	373
8	8	Star Valley HS ('01)	44	329
9	11	Worland HS ('06)	66	284
10	15	Natrona County HS ('08)	77	273
11	10	Cody HS ('05)	22	264
12	13	Powell HS ('07)	29	231
13	13	Greybull HS ('04)	16	218
14	16	Riverton HS ('10)	45	86
15	1	Jackson Hole HS ('11)	58	58

**UNITED STATES POSTAL SERVICE®** Statement of Ownership, Management, and Circulation  
(All Periodicals Publications Except Requester Publications)

1. Publication Title: **Rostrum**

2. Issue Frequency: **Monthly (9 Issues, Sept-May)**

3. Issue Date for Circulation Data Below: **Sept 2012**

4. Annual Subscription Price: **\$15 for one year, \$25 for two years**

5. Number of Copies of this Issue: **9**

6. Total Number of Copies of this Issue: **9**

7. Total Number of Copies of All Issues: **81**

8. Total Number of Copies of All Issues: **81**

9. Total Number of Copies of All Issues: **81**

10. Total Number of Copies of All Issues: **81**

11. Total Number of Copies of All Issues: **81**

12. Total Number of Copies of All Issues: **81**

13. Total Number of Copies of All Issues: **81**

14. Total Number of Copies of All Issues: **81**

15. Total Number of Copies of All Issues: **81**

16. Total Number of Copies of All Issues: **81**

17. Total Number of Copies of All Issues: **81**

18. Total Number of Copies of All Issues: **81**

19. Total Number of Copies of All Issues: **81**

20. Total Number of Copies of All Issues: **81**

21. Total Number of Copies of All Issues: **81**

22. Total Number of Copies of All Issues: **81**

23. Total Number of Copies of All Issues: **81**

24. Total Number of Copies of All Issues: **81**

25. Total Number of Copies of All Issues: **81**

26. Total Number of Copies of All Issues: **81**

27. Total Number of Copies of All Issues: **81**

28. Total Number of Copies of All Issues: **81**

29. Total Number of Copies of All Issues: **81**

30. Total Number of Copies of All Issues: **81**

31. Total Number of Copies of All Issues: **81**

32. Total Number of Copies of All Issues: **81**

33. Total Number of Copies of All Issues: **81**

34. Total Number of Copies of All Issues: **81**

35. Total Number of Copies of All Issues: **81**

36. Total Number of Copies of All Issues: **81**

37. Total Number of Copies of All Issues: **81**

38. Total Number of Copies of All Issues: **81**

39. Total Number of Copies of All Issues: **81**

40. Total Number of Copies of All Issues: **81**

41. Total Number of Copies of All Issues: **81**

42. Total Number of Copies of All Issues: **81**

43. Total Number of Copies of All Issues: **81**

44. Total Number of Copies of All Issues: **81**

45. Total Number of Copies of All Issues: **81**

46. Total Number of Copies of All Issues: **81**

47. Total Number of Copies of All Issues: **81**

48. Total Number of Copies of All Issues: **81**

49. Total Number of Copies of All Issues: **81**

50. Total Number of Copies of All Issues: **81**

51. Total Number of Copies of All Issues: **81**

52. Total Number of Copies of All Issues: **81**

53. Total Number of Copies of All Issues: **81**

54. Total Number of Copies of All Issues: **81**

55. Total Number of Copies of All Issues: **81**

56. Total Number of Copies of All Issues: **81**

57. Total Number of Copies of All Issues: **81**

58. Total Number of Copies of All Issues: **81**

59. Total Number of Copies of All Issues: **81**

60. Total Number of Copies of All Issues: **81**

61. Total Number of Copies of All Issues: **81**

62. Total Number of Copies of All Issues: **81**

63. Total Number of Copies of All Issues: **81**

64. Total Number of Copies of All Issues: **81**

65. Total Number of Copies of All Issues: **81**

66. Total Number of Copies of All Issues: **81**

67. Total Number of Copies of All Issues: **81**

68. Total Number of Copies of All Issues: **81**

69. Total Number of Copies of All Issues: **81**

70. Total Number of Copies of All Issues: **81**

71. Total Number of Copies of All Issues: **81**

72. Total Number of Copies of All Issues: **81**

73. Total Number of Copies of All Issues: **81**

74. Total Number of Copies of All Issues: **81**

75. Total Number of Copies of All Issues: **81**

76. Total Number of Copies of All Issues: **81**

77. Total Number of Copies of All Issues: **81**

78. Total Number of Copies of All Issues: **81**

79. Total Number of Copies of All Issues: **81**

80. Total Number of Copies of All Issues: **81**

81. Total Number of Copies of All Issues: **81**

82. Total Number of Copies of All Issues: **81**

83. Total Number of Copies of All Issues: **81**

84. Total Number of Copies of All Issues: **81**

85. Total Number of Copies of All Issues: **81**

86. Total Number of Copies of All Issues: **81**

87. Total Number of Copies of All Issues: **81**

88. Total Number of Copies of All Issues: **81**

89. Total Number of Copies of All Issues: **81**

90. Total Number of Copies of All Issues: **81**

91. Total Number of Copies of All Issues: **81**

92. Total Number of Copies of All Issues: **81**

93. Total Number of Copies of All Issues: **81**

94. Total Number of Copies of All Issues: **81**

95. Total Number of Copies of All Issues: **81**

96. Total Number of Copies of All Issues: **81**

97. Total Number of Copies of All Issues: **81**

98. Total Number of Copies of All Issues: **81**

99. Total Number of Copies of All Issues: **81**

100. Total Number of Copies of All Issues: **81**

**Rostrum** Sept 2012

1. Publication Title: **Rostrum**

2. Issue Frequency: **Monthly (9 Issues, Sept-May)**

3. Issue Date for Circulation Data Below: **Sept 2012**

4. Annual Subscription Price: **\$15 for one year, \$25 for two years**

5. Number of Copies of this Issue: **9**

6. Total Number of Copies of this Issue: **9**

7. Total Number of Copies of All Issues: **81**

8. Total Number of Copies of All Issues: **81**

9. Total Number of Copies of All Issues: **81**

10. Total Number of Copies of All Issues: **81**

11. Total Number of Copies of All Issues: **81**

12. Total Number of Copies of All Issues: **81**

13. Total Number of Copies of All Issues: **81**

14. Total Number of Copies of All Issues: **81**

15. Total Number of Copies of All Issues: **81**

16. Total Number of Copies of All Issues: **81**

17. Total Number of Copies of All Issues: **81**

18. Total Number of Copies of All Issues: **81**

19. Total Number of Copies of All Issues: **81**

20. Total Number of Copies of All Issues: **81**

21. Total Number of Copies of All Issues: **81**

22. Total Number of Copies of All Issues: **81**

23. Total Number of Copies of All Issues: **81**

24. Total Number of Copies of All Issues: **81**

25. Total Number of Copies of All Issues: **81**

26. Total Number of Copies of All Issues: **81**

27. Total Number of Copies of All Issues: **81**

28. Total Number of Copies of All Issues: **81**

29. Total Number of Copies of All Issues: **81**

30. Total Number of Copies of All Issues: **81**

31. Total Number of Copies of All Issues: **81**

32. Total Number of Copies of All Issues: **81**

33. Total Number of Copies of All Issues: **81**

34. Total Number of Copies of All Issues: **81**

35. Total Number of Copies of All Issues: **81**

36. Total Number of Copies of All Issues: **81**

37. Total Number of Copies of All Issues: **81**

38. Total Number of Copies of All Issues: **81**

39. Total Number of Copies of All Issues: **81**

40. Total Number of Copies of All Issues: **81**

41. Total Number of Copies of All Issues: **81**

42. Total Number of Copies of All Issues: **81**

43. Total Number of Copies of All Issues: **81**

44. Total Number of Copies of All Issues: **81**

45. Total Number of Copies of All Issues: **81**

46. Total Number of Copies of All Issues: **81**

47. Total Number of Copies of All Issues: **81**

48. Total Number of Copies of All Issues: **81**

49. Total Number of Copies of All Issues: **81**

50. Total Number of Copies of All Issues: **81**

51. Total Number of Copies of All Issues: **81**

52. Total Number of Copies of All Issues: **81**

53. Total Number of Copies of All Issues: **81**

54. Total Number of Copies of All Issues: **81**

55. Total Number of Copies of All Issues: **81**

56. Total Number of Copies of All Issues: **81**

57. Total Number of Copies of All Issues: **81**

58. Total Number of Copies of All Issues: **81**

59. Total Number of Copies of All Issues: **81**

60. Total Number of Copies of All Issues: **81**

61. Total Number of Copies of All Issues: **81**

62. Total Number of Copies of All Issues: **81**

63. Total Number of Copies of All Issues: **81**

64. Total Number of Copies of All Issues: **81**

65. Total Number of Copies of All Issues: **81**

66. Total Number of Copies of All Issues: **81**

67. Total Number of Copies of All Issues: **81**

68. Total Number of Copies of All Issues: **81**

69. Total Number of Copies of All Issues: **81**

70. Total Number of Copies of All Issues: **81**

71. Total Number of Copies of All Issues: **81**

72. Total Number of Copies of All Issues: **81**

73. Total Number of Copies of All Issues: **81**

74. Total Number of Copies of All Issues: **81**

75. Total Number of Copies of All Issues: **81**

76. Total Number of Copies of All Issues: **81**

77. Total Number of Copies of All Issues: **81**

78. Total Number of Copies of All Issues: **81**

79. Total Number of Copies of All Issues: **81**

80. Total Number of Copies of All Issues: **81**

81. Total Number of Copies of All Issues: **81**

82. Total Number of Copies of All Issues: **81**

83. Total Number of Copies of All Issues: **81**

84. Total Number of Copies of All Issues: **81**

85. Total Number of Copies of All Issues: **81**

86. Total Number of Copies of All Issues: **81**

87. Total Number of Copies of All Issues: **81**

88. Total Number of Copies of All Issues: **81**

89. Total Number of Copies of All Issues: **81**

90. Total Number of Copies of All Issues: **81**

91. Total Number of Copies of All Issues: **81**

92. Total Number of Copies of All Issues: **81**

93. Total Number of Copies of All Issues: **81**

94. Total Number of Copies of All Issues: **81**

95. Total Number of Copies of All Issues: **81**

96. Total Number of Copies of All Issues: **81**

97. Total Number of Copies of All Issues: **81**

98. Total Number of Copies of All Issues: **81**

99. Total Number of Copies of All Issues: **81**

100. Total Number of Copies of All Issues: **81**

# 2011-12

## 2011-12 NEW DEGREES SUMMARY

(This summary indicates the average number of new members and degrees added by the charters in a district, not chapter strength.)

	DISTRICT	NEW CHARTERS	AVG NEW DEGREES	NEW DEGREE LEADER	NEW DEGREES ADDED
1	Three Trails (KS)	1	161.17	Blue Valley North High School	362
2	California Coast (CA)	1	156.83	Leland High School	372
3	Central Minnesota	2	119.71	Eastview High School	195
4	Florida Manatee	1	117.17	Nova High School	244
5	New York City	1	113.00	Chaminade High School	113
6	San Fran Bay (CA)	3	109.67	James Logan High School	226
7	Northwest Indiana	0	108.50	Munster High School	207
8	East Los Angeles (CA)	1	108.25	Gabrielino High School	368
9	Southern California	1	106.57	Torrey Pines High School	204
10	East Kansas	0	104.57	Shawnee Mission East High School	182
11	Sierra (CA)	3	100.17	Sanger High School	259
12	Northern Ohio	0	97.33	Canfield High School	153
13	Show Me (MO)	0	96.22	Blue Springs South High School	198
14	Eastern Ohio	2	92.86	Perry High School	193
15	New Jersey	1	92.75	Ridge High School	212
16	Kansas Flint-Hills	0	89.13	Emporia High School	139
17	Sundance (UT)	2	87.29	Bingham High School	166
18	South Florida	1	87.00	Michael Krop High School	93
19	South Carolina	2	84.86	Southside High School	200
20	Utah-Wasatch	1	84.20	Sky View High School	199
21	West Iowa	0	79.67	Dowling Catholic High School	124
22	Sunflower (KS)	1	79.60	Valley Center High School	202
23	Heart Of America (MO)	3	78.75	Liberty Sr. High School	247
24	Colorado	1	77.43	Cherry Creek High School	235
25	Pacific Islands	0	77.00	CheongShim Int'l Academy	77
26	West Kansas	0	76.83	Salina High Central	144
27	Nebraska	2	76.00	Millard North High School	186
28	South Texas	1	75.63	Bellaire High School	182
29	Arizona	2	74.67	Desert Vista High School	216
30	Rushmore (SD)	0	71.83	O'Gorman High School	148
31	Montana	0	71.78	Bozeman High School	124
32	Carver-Truman (MO)	0	70.50	Neosho High School	167
33	Ozark (MO)	1	70.17	Central High School - Springfield	229
34	Rocky Mountain-South (CO)	0	70.00	George Washington High School	192
35	Hole In The Wall (WY)	0	68.14	Cheyenne Central High School	92
36	Northern South Dakota	0	67.75	Aberdeen Central High School	158
37	Northern Illinois	4	66.90	Glenbrook South High School	150
38	Tarheel East (NC)	3	66.71	Cary Academy	132
39	Southern Minnesota	2	66.14	Lakeville North High School	161
40	East Texas	4	65.86	Klein High School	116
41	Central Texas	1	65.10	Winston Churchill High School	142
42	West Los Angeles (CA)	2	62.60	Fullerton Joint Union High School	111
43	Deep South (AL)	0	62.57	The Montgomery Academy	110
44	Big Valley (CA)	0	61.67	Turlock High School	92
45	New York State	0	60.67	Scarsdale High School	102
46	New England (MA & NH)	0	60.63	Newton South High School	134
47	Wind River (WY)	0	59.00	Green River High School	124
48	North Coast (OH)	1	58.33	Solon High School	103
49	Eastern Missouri	3	57.89	Jefferson City High School	92
50	Illini (IL)	1	57.83	Hinsdale Central High School	108
51	New Mexico	1	57.67	Albuquerque Academy	105
52	Inland Empire (WA)	1	57.25	Coeur D'Alene High School	77
53	Carolina West (NC)	1	57.00	Ardrey Kell High School	145
53	Greater Illinois	0	57.00	University High School	68

## 2011-12 NEW DEGREES SUMMARY

(This summary indicates the average number of new members and degrees added by the charters in a district, not chapter strength.)

	DISTRICT	NEW CHARTERS	AVG NEW DEGREES	NEW DEGREE LEADER	NEW DEGREES ADDED
53	Kentucky	1	57.00	Rowan County Sr. High School	91
56	Arkansas	2	56.60	Bentonville High School	96
57	Space City (TX)	3	55.63	Cypress Woods High School	129
58	Michigan	2	55.50	Portage Northern High School	59
59	Florida Panther	1	54.86	Lake Highland Preparatory	131
60	Heart Of Texas	5	54.55	Hendrickson High School	175
61	Georgia Northern Mountain	1	54.50	Alpharetta High School	170
62	Hoosier Heartland (IN)	1	54.44	West Lafayette High School	116
63	Western Ohio	0	54.00	Notre Dame Academy	103
64	Southern Wisconsin	0	53.60	Whitefish Bay High School	102
65	South Kansas	0	52.50	Pittsburg High School	97
66	Northern Lights (MN)	1	51.43	Moorhead High School	117
67	Lone Star (TX)	0	51.25	Grapevine High School	76
68	Great Salt Lake (UT)	1	50.29	Lone Peak High School	85
69	Hoosier Crossroads (IN)	1	49.20	Lawrence North High School	81
70	Golden Desert (NV)	2	49.14	Coronado High School	96
71	UIL (TX)	1	47.90	Whitehouse High School	113
72	Florida Sunshine	3	47.00	Gulf Breeze High School	81
73	West Oklahoma	1	46.89	Norman High School	103
74	Tennessee	3	46.50	Morristown West High School	102
75	Capitol Valley (CA)	1	46.00	Granite Bay High School	94
76	Valley Forge (PA)	0	46.00	Truman High School	68
77	Idaho Mountain River	0	45.71	Madison High School	89
78	Colorado Grande	2	44.88	Air Academy HS / Canon City HS (TIE)	63
79	Western Slope (CO)	0	44.50	Central of Grand Junction High School	69
80	Mississippi	4	43.77	Hattiesburg High School	82
81	West Virginia	0	43.50	Wheeling Park High School	63
82	North Texas Longhorns	1	43.00	Centennial High School	77
83	Western Washington	2	42.88	Tahoma Senior High School	66
84	Idaho Gem of the Mountain	2	41.89	Eagle High School	123
85	Rocky Mountain-North (CO)	4	41.45	Fairview High School	95
86	East Iowa	1	40.33	West High School - Iowa City	82
87	Gulf Coast (TX)	2	39.67	Gregory Portland High School	82
88	Northeast Indiana	1	39.44	Chesterton High School	150
89	Puget Sound (WA)	1	39.25	Mountain View High School	68
90	North Oregon	1	38.17	Westview High School	90
91	East Oklahoma	3	36.31	Tulsa Washington High School	106
92	LBJ (TX)	10	35.33	Wylie Sr. High School	72
93	Tall Cotton (TX)	4	35.25	Robert E. Lee High School - Midland	58
94	Nebraska South	1	34.67	Millard South High School	62
95	Northern Wisconsin	0	34.50	Appleton East High School	172
96	South Oregon	0	34.00	Mountain View High School	46
97	Georgia Southern Peach	1	33.44	Carrollton High School	79
98	Pittsburgh (PA)	1	32.67	West Allegheny High School	76
99	Virginia	5	32.00	Edison High School	79
100	Sagebrush (NV)	1	31.20	Reno High School	63
101	Chesapeake (MD)	1	31.00	Walter Johnson High School	54
102	West Texas	1	30.25	Franklin High School	42
103	North Dakota Roughrider	2	30.00	Fargo Shanley High School	53
104	Louisiana	2	28.43	Lafayette High School	64
105	Hawaii	3	26.00	Punahou School	59
106	Maine	0	23.58	Cape Elizabeth High School	63
107	Iroquois (NY)	0	20.00	Sayre Area High School	23
108	Pennsylvania	0	10.00	Trinity High School	20



# The Other Side of the Coin (Flip): Balanced Duties for PF Teams

by Aarxon Schurevich



The coin flip in Public Forum (PF) often becomes a competition between teams vying to be second speaker. The common belief holds that the second team—the last to speak—has all of the power in the round and can have the added benefit of hindsight regarding what the opponent has discussed in the first Final Focus when selecting issues to extend into their own Final Focus. The wisdom holds that the second team is able to have the final word that a judge considers, the ability to frame the lasting impression of the debate.

This common belief is only about half true. Sure, hindsight is quite an ally, but the benefit that being the first team holds is clear: in no other debate event does a rebuttal speaker have the luxury of a 1:1 ratio of time that grants equal speech time between an initial case and the rebuttal that attacks it.

Too often, teams that “lose” the coin flip and end up in the first team slot willfully surrender their amazing time allocation advantage by returning to their own case and reiterating positions that have yet to be attacked, positions that should have been clear the first time they were offered less than ten minutes prior.

In the name of addressing “both sides of the flow,” first team debaters don’t make use of the significant advantage provided by a four minute rebuttal to an initial four minute speech.

My feelings on the balancing of duties within any debate round are clear: if there is an imbalance in one direction, there must be something to counterbalance it. In Lincoln-Douglas (LD), for example, the affirmative debater speaks first and last and has the advantage of setting the direction of the debate, but the negative debater is given the benefit of the longer rebuttal (six minutes to the affirmative’s four). Whether the speaking order arrangement does enough to overcome the negative’s advantage in time is an issue for another day, but what’s clear is that the speakers’ duties are set as they are in an attempt to balance out the potential advantages for one debater over another.

In PF, the same should be true. While the second team has the advantage of hindsight in determining the direction of the last Final Focus, the first team has the counter-advantage of a 1:1 ratio as explained before. In effect, the first team has the ability to dig a hole so deep that the second team has trouble climbing

## Thoughts on this article—or others?

Comment on the NDCA website:  
[www.debatecoaches.org](http://www.debatecoaches.org). If you  
would like to submit an article for  
NDCA Coaches’ Corner, please contact  
Carol Green at [carolg@harker.org](mailto:carolg@harker.org).

*“Too often, teams that ‘lose’ the coin flip and end up in the first team slot willfully surrender their amazing time allocation advantage by returning to their own case and reiterating positions that have yet to be attacked.”*

out to put their hindsight advantage to good use.

There is, of course, another part of this equation. Without judges and coaches holding debaters on the second team to the duty of answering every argument made in the round up to the point of the second rebuttal—both the opposing case and opposing rebuttal—then the first team has no unique benefit in their 1:1 speaking ratio as the second team is, in effect, given the same gift. Our students and those we evaluate should be held to the expectation that the second team will use their rebuttal to address all opposing arguments in the debate up to the rebuttals lest the means of winning within the event be significantly based upon which team is fortunate enough to win the coin flip and eagerly declare they are second.

Our competitive debate events have functioned on this level for as long as I've known anything about debate and as I understand, many, many years prior to that time. The expectation is that a debater will discuss and address all issues in a round up to the point of the rebuttals within those speeches, and anything that is not addressed is at its most essential level a conceded argument. In order to balance out the second team's last-word-in-the-debate advantage, judges must hold these debaters to the duty of addressing all opposing arguments in the debate up to the rebuttal.

If we as coaches and judges do not teach our own PF debaters to approach the event in such a fashion, we run the


rather unavoidable circumstance of turning PF into an event wherein two proverbial ships pass one another in the night as argumentative clash is essentially eliminated.

There may be opponents to this concept of ideal PF competition due to a perception that this requirement could push PF to become a speed and spread driven activity, that the push for making debaters accountable for every argument made will take PF down the same road that Policy and LD have been taking for years. I feel that the underlying premise of this argument is faulty insofar as PF will still remain an event geared toward the citizen judge.

Because parents, non-debate affiliated teachers, school administrators, bus drivers, and other members of our communities make up a significant portion of our PF judge pools, the kind of rapidity that many believe has harmfully stricken LD and Policy is in the vast majority of cases rendered pointless by judges who find it nothing more than silly. There may, of course, be occasional rounds wherein teams, knowing a certain judge's preferences ahead of time, feel comfortable speaking at lightning speed, but rounds of that nature will certainly be the minority of cases if judges and coaches take the active role that citizen judges certainly will against presentations that do not respect the public friendly, communicative nature of PF.

Of course, this redirection of teams' approaches to the duties of the rebuttal speakers comes as well with new

obligations for coaches who would be tasked with teaching students how to cover eight minutes of material in four minutes. To these coaches, I say focus on teaching your students how to make two great arguments instead of one good one and 67 mediocre ones. That's hyperbole, of course, but it feels like every time I judge a tournament, a decent number of second team rebuttal answers begin with some variation of the phrase, “I have six responses.” When I hear those words escape the lips of the second team's rebuttal speaker, I know that most of those answers won't be worth the time that slips away while they're barely explained.

When the coin is in the air, our teams should not loathe any position in the debate. Our teams should be focused instead on what they know they need to do to take advantage of the benefits of either order. By holding second teams to the same duty of argumentative coverage that the second debater/team would face in any other event, PF becomes more fair and more fun for all involved and keeps its own identity in the process. 

**Aaron Schurevich** is the first-year head debate coach at Millard North High School in Omaha, NE. For the last several years, he was the Public Forum assistant at Millard West High School.

# The place where NATIONAL CHAMPIONS choose to continue their education

## HONORS COLLEGE

The Honors College at WKU engages gifted and high-achieving students in the academic experience of a highly selective private institution with the educational and research opportunities available at a major public university. Honors College scholars successfully compete with students from across the globe for placement into world-renowned research programs, top graduate and professional schools, or prestigious national and international scholarships.

- Recognized as one of the nation's top producers of J. William Fulbright grants
- Recognized for excellence in science, mathematics and engineering by the prestigious Barry Goldwater Scholarship program
- More than \$2 million in renewable scholarships awarded annually to the Honors freshman class

Apply to the Honors College at [www.wku.edu/honors](http://www.wku.edu/honors) and visit the Honors College after your audition for the WKU Forensics Team.

## Scholarships

### ***The Cherry Presidential and 1906 Founders Scholarship***

- Requires a 31 ACT/1360 SAT and 3.8 unweighted GPA
- Valued between \$11,000-\$15,000 annually, covering full tuition, and allowances for housing and books  
*Applicants not selected for the Cherry or Founders awards that have a 3.9 GPA will receive a 100 percent in-state tuition award; those with a 3.8-3.89 GPA will receive a 50 percent in-state tuition award.*

### ***Regents Scholarship***

- Requires a 28 ACT/1240 SAT and a 3.90 unweighted GPA
- Valued at nearly \$8,500 annually, covering full tuition

### ***National/International Academic Scholarship (NIAS)***

- Requires a 24 ACT/1090 SAT and 3.4 unweighted GPA
- Covers 75% of the difference between the non-resident tuition rate and the Kentucky resident tuition rate

Application and information on many other scholarships available at [www.wku.edu/financialaid](http://www.wku.edu/financialaid)



Lindsey White, Honors College, Class of 2014, St. Paul, MN  
National Champion - NFL Humorous Interpretation 2009  
National Champion - NFL Humorous Interpretation 2010

# WKU® **FORENSICS**

## Our Tournaments

**11.10.12 WKU Alumni Swing**  
two tournaments in one day!

**12.01.12 Junior Hilltopper**  
offering competition in 11 jr. events!

**12.07-8.12 Hilltopper Classic**  
our largest tournament of the year!



For the competition year, please keep the above dates in mind.

## HILLTOPPER CLASSIC

The 2011 Hilltopper Classic was a great experience which brought schools from all over the country. The 2012 Hilltopper Classic will be even better.

- **Hilltopper Classic events** - Broadcast, Cong., Dec., DI, Duo, Ext., HI, Improv. Duo, Imp., OO, Poetry, Prose, Pub. Forum, & Storytelling. || **Junior Hilltopper events** - Broadcast, Dec., Duo Act., Ext., Interp. of Lit., Improv. Duo, Poetry, Prose, Pub. Speaking, Solo Acting, & Storytelling.
- Semifinals where appropriate.
- The Hilltopper Classic remains an NIETOC qualifier. Only a few tournaments across the country allow students to qualify for the NIETOC.
- We host both individual events and debate, over a two-day schedule!
- Last year, team member auditions were a great success. Several students were selected to become WKU competitors, and some received scholarships.

## WKU TEAM AUDITIONS

Want to be a member of WKU

Forensics?

Auditions held


Fri. morning,

12/7. Contact

Jace Lux at


[jace.lux@wku.edu](mailto:jace.lux@wku.edu)

for a reservation.



*Interested in Hearing More About WKU Forensics? ~ Email [jace.lux@wku.edu](mailto:jace.lux@wku.edu) ~ or visit [www.wkuforensics.com](http://www.wkuforensics.com)  
Phone ~ 270.745.6340 fax ~ 270.745.6341*





# YOU CAN'T PREDICT THE FUTURE BUT YOU CAN PLAN FOR IT.

Take charge of your future with a company that has  
made a business out of thinking long-term.

Proud Sponsor of the National Forensic League



LIFE • INCOME • RETIREMENT • GROUP BENEFITS • ADVICE

Lincoln Financial Group is the marketing name for Lincoln National Corporation and insurance company affiliates, including The Lincoln National Life Insurance Company, Fort Wayne, IN, and in New York, Lincoln Life & Annuity Company of New York, Syracuse, NY. Variable products distributed by broker/dealer-affiliate Lincoln Financial Distributors, Inc., Radnor, PA. Securities and investment advisory services offered through other affiliates. ©2012 Lincoln National Corporation. LCN1110-2059552.