



***YOU IN A BOX* SPEECH SPEECH 1**

You are to write a speech that tells us about you. It must last between two and five minutes. It must consist of an introduction, three points, and a conclusion. The subject matter? You.

Directions:

- **You are to assemble three items in a box (your choice of container) and bring them with you on the day of the speech. Your three items are to be the three points of your speech. Your speech should tell us about you and how you are represented by these three items.**
- **Your items must represent your PAST, your PRESENT, and your FUTURE.**
- **You may present the items in whatever order makes the most sense to you.**
- **You may also bring photos and attach them to the corkboard strip that runs across my chalkboard with tacks (if the objects are too big to bring or are people).**
- **You may have a notecard on hand for notes, but you should give your speech extemporaneously.**
- **Your speech should begin with something that gets our attention and previews the three points you are going to make about yourself.**
- **You may tell us what the objects are ahead of time or surprise us with each, unveiling it as you begin the point.**

Here is the rubric for your “You in a Box” Speech:

60 points possible:

____ **20 Delivery (eye contact, volume, movement, variety of pitch and tone)**

____ **20 Writing (interest of AGD, clarity of points, self-expression and analysis)**

____ **20 Overall Effect (appearance, evidence of preparation, time limit, poise)**



YOU IN A BOX SPEECH PREP WORK

List your three objects here in the order in which you plan to speak about them. Label each as PAST, PRESENT, or FUTURE:

a.

b.

c.

Plan out what to say. How does it represent you/an important part of your daily life or history?

a.

b.

c.

AGD: What will you do to grab our attention at the first? Will you tell a story or joke, ask a question, cite a quotation or statistic? How will you lead from that into a general point about yourself you can then explain with your three objects? How will you bookend at the end?



YOU IN A BOX SPEECH RUBRIC

Name _____

____ of 20 points

DELIVERY (eye contact, movement, pitch/tone/volume)

____ of 20 points

WRITING (interest of AGD, clarity of points, analysis)

____ of 20 points

OVERALL EFFECT (appearance, poise, time, preparation)

____ **TOTAL POINTS ACHIEVED ON THIS ASSIGNMENT**

**YOU IN A BOX REFLECTION SPEECH 1**

Assignment: You are to watch your speech online and reflect in about how your You in a Box Speech went.

STEPS:

1. Log in to your network folder. Search for your speech (use the date to help you search if need be).
2. Watch your video.
3. Log in to your school email.
4. Type an email to me with a response about how you did in each area. Label each section. Remember, this is still the first half of the course, so be kind to yourself. You are not expected to be amazing yet.

DELIVERY:

How did you do with eye contact, volume, appropriate tone, energy?

WRITING:

What was your AGD? Did you preview your points? Did you fully explain each point and object? Did you review your points at the end? Did you tie back to your AGD at the end?

OVERALL EFFECT:

Did you make the 2-5 minute time limit? Were you in control of your nerves? Was it obvious you were prepared and practiced enough?




5. Send your email to me: my e-mail address goes here.

SAMPLE YOU IN A BOX SPEECH

In 2018, I presented this speech as a sample to the NSDA National Speech and Debate Education Conference. It's the same one I used with my classes each term as the demo speech. I made slides as I was presenting in a large conference space instead of in front of a classroom, and while I had the objects, they would have been harder to see (I also wanted the teachers there just to watch me rather than to try to take notes, so I wrote everything out). I enclose the five slides here so you can see what I talked about and my speech outline, but I think it will be far more effective for you and your students if you make your own speech with your own three objects and your own attention-getter that suits you. I doubt many of you ever lived in Middlesboro, and that would just be weird if you said you did. Nice place to live, but maybe not so honest if you never lived there. If you do go, make sure to go to Cumberland Gap National Historical Park and go see the view from the Pinnacle. It's worth the short hike.

Steve's You in a Box Speech

- Introduction**
 - AGD (Question):**
Have you ever had a teacher who's out of this world?
 - Further explanation**
 - * Born 3 weeks after moon landing.
 - * Always had a connection to space, from *Star Wars* to Space Invaders to *Battlestar Galactica*.
 - Point Preview and Thesis:**
Today I'm going to tell you a little about your local Space Invader by sharing objects representing my Past, Present, and Future so you can better understand the alien you'll visit this semester.



Steve's You in a Box Speech



Point 1: Past

Map showing where
Middlesboro, KY is

Explain how I lived there
grades 6-10, got started in
speech there, consider as
much of a home as anywhere
else I've lived

Explain meteor crater



EMPOWERMENT THROUGH
SPEECH AND DEBATE
2018 NATIONAL SPEECH
& DEBATE CONFERENCE



Steve's You in a Box Speech



Point 2: Present

Yoda

Explain how I got started with
Star Wars in the original
generation, the classroom
poster that began the
classroom collection, and
give tour of highlights of the
collection

Explain Yoda significance in
classroom and on speech
team – ever-PRESENT for me



EMPOWERMENT THROUGH
SPEECH AND DEBATE
2018 NATIONAL SPEECH
& DEBATE CONFERENCE



Steve's You in a Box Speech



Point 3: Future

Pen

Explain how my future approaches – end of teaching daily and beginning of something else – not sure what, but I know writing is part of it – the Truth is Out There – maybe write my own space story?



EMPOWERMENT THROUGH
SPEECH AND DEBATE
2018 NATIONAL SPEECH
& DEBATE CONFERENCE



Steve's You in a Box Speech

Review and Conclusion

- **Point and Thesis Review:**
Today I'm told a little about your local Space Invader by sharing objects representing my Past, Present, and Future so you can better understand the alien you'll visit this semester.
- **Further explanation**
 - * I hope you've seen this speech is not alien to you.
 - * I hope you can boldly go where you have not before.
- **AGD (Question) Tie-Back:**
I look forward to learning about how you too are out of this world



EMPOWERMENT THROUGH
SPEECH AND DEBATE
2018 NATIONAL SPEECH
& DEBATE CONFERENCE

